
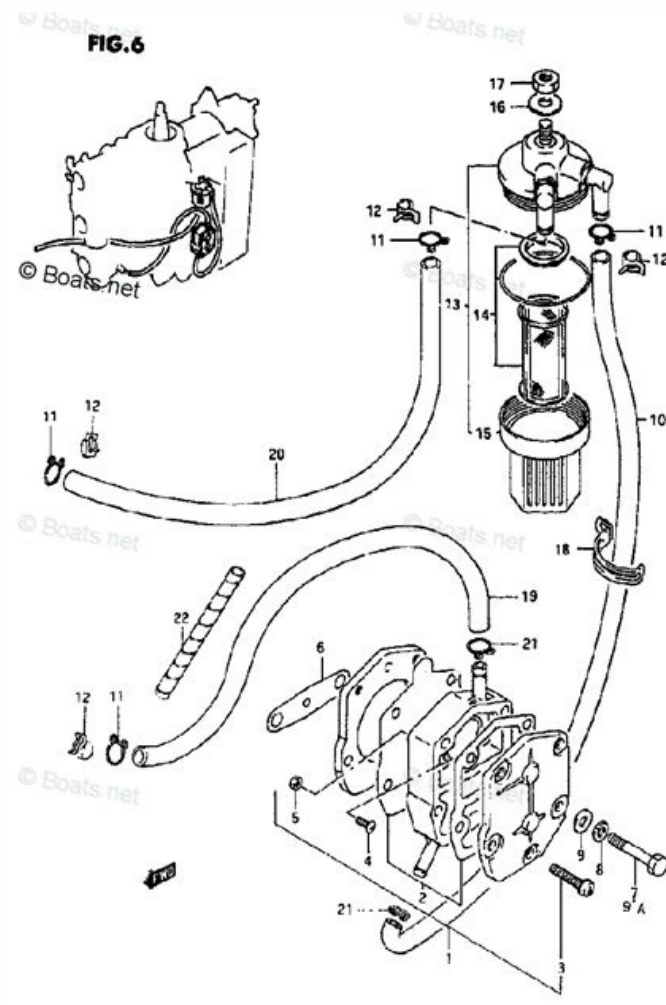


I'm not robot  reCAPTCHA

**Continue**

## Suzuki quadrunner 250 carburetor vacuum diagram

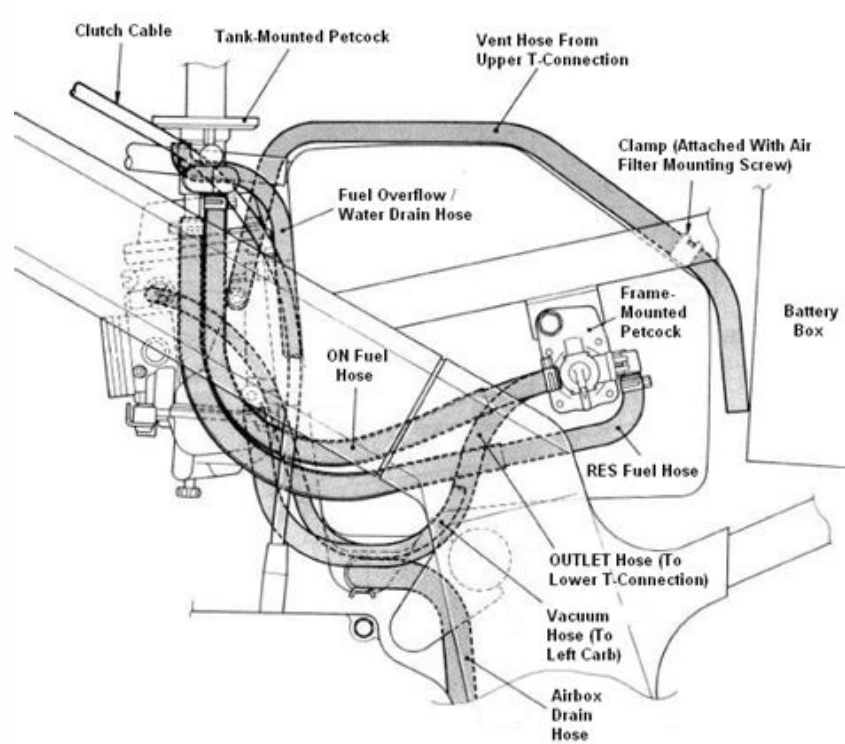
Suzuki quadrunner 250 choke position.



It's a vent.



News Motorcycles Helmets Reviews Gear Guide Tee Shirts Members It goes to the petcock/fuel valve. Some people have a raptor 660 petcock if you do the you just need to cap it off at the carb. Reject Religion Embrace Jesus! Member of R.O.A.M Riding For Jesus 04 KFX400 K/W Valves , CRJ lowering Kit Full Hot Dogz Exhaust, 13t Sprocket K&N , Works Shocks, Rad Carrier, DRZ Springs, Web 540/539 cams, Magnum 434, FCR 39, 400EX Air Boot Need To Buy: CDI, Nerf's It goes to the petcock/fuel valve.

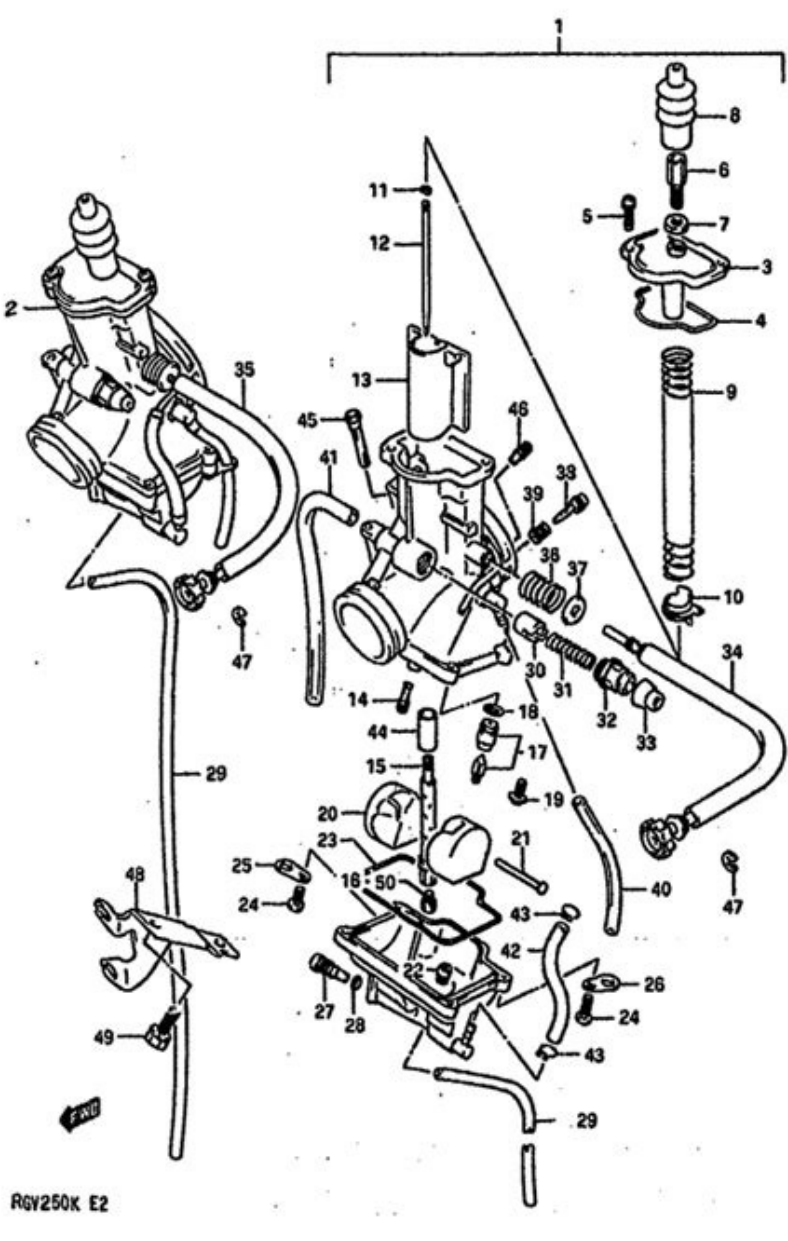


It should just run back towards the airbox like you said. I think it has a clip that holds it on the snorkel plastic. Either way it don't suck dirty air into your carb. oops my bad sorry for the wrong answer, good catch spize I guess I was off my game! Reject Religion Embrace Jesus! Member of R.O.A.M Riding For Jesus 04 KFX400 K/W Valves , CRJ lowering Kit Full Hot Dogz Exhaust, 13t Sprocket K&N , Works Shocks, Rad Carrier, DRZ Springs, Web 540/539 cams, Magnum 434, FCR 39, 400EX Air Boot Need To Buy: CDI, Nerf's It tucks in to the side of the snorkel tube, actually the cap I on the snorkel . It does not go in the air box or tube.. vent tube photo by amcf18 | Photobucket Oops, sorry, I thought we were talking z 400 here, not sure where it goes on an eiger...Still, doesn't really matter where it goes, but I would have the top hanging down, so water doesn't directly fall in it... See less See more 1 2007 LTZ 400.. 94mm J&E piston, +4mm hotrods crank, 536webb cams,wiseco valves, 39mm fcr, tokyo mods throttle spring, honda thumb throttle,spring removed, yoshimura full exhaust, honda 400ex intake tube, no air box Try fill the Carburador with a bottle and a hose by gravity, this will tell you if carburador / engine are ok. You didn't say you cleaned the carb. If the float is stuck, it can stop fuel from flowing.



News Motorcycles Helmets Reviews Gear Guide Tee Shirts Members It goes to the petcock/fuel valve. Some people have a raptor 660 petcock if you do the you just need to cap it off at the carb. Reject Religion Embrace Jesus! Member of R.O.A.M Riding For Jesus 04 KFX400 K/W Valves , CRJ lowering Kit Full Hot Dogz Exhaust, 13t Sprocket K&N , Works Shocks, Rad Carrier, DRZ Springs, Web 540/539 cams, Magnum 434, FCR 39, 400EX Air Boot Need To Buy: CDI, Nerf's It goes to the petcock/fuel valve. I think it has a clip that holds it on the snorkel plastic. Either way it don't suck dirty air into your carb. oops my bad sorry for the wrong answer, good catch spize I guess I was off my game! Reject Religion Embrace Jesus! Member of R.O.A.M Riding For Jesus 04 KFX400 K/W Valves , CRJ lowering Kit Full Hot Dogz Exhaust, 13t Sprocket K&N , Works Shocks, Rad Carrier, DRZ Springs, Web 540/539 cams, Magnum 434, FCR 39, 400EX Air Boot Need To Buy: CDI, Nerf's It tucks in to the side of the snorkel tube, actually the cap I on the snorkel . It does not go in the air box or tube.. vent tube photo by amcf18 | Photobucket Oops, sorry, I thought we were talking z 400 here, not sure where it goes on an eiger...Still, doesn't really matter where it goes, but I would have the top hanging down, so water doesn't directly fall in it... See less See more 1 2007 LTZ 400.. 94mm J&E piston, +4mm hotrods crank, 536webb cams,wiseco valves, 39mm fcr, tokyo mods throttle spring, honda thumb throttle,spring removed, yoshimura full exhaust, honda 400ex intake tube, no air box Try fill the Carburador with a bottle and a hose by gravity, this will tell you if carburador / engine are ok. You didn't say you cleaned the carb. If the float is stuck, it can stop fuel from flowing. If there was gunk elsewhere, you can bet there is gunk in the carb. If you disconnect the fuel line from the carb and crank the motor over, does anything come out? If you disconnect the fuel line from the petcock, does fuel flow? 2013 Suzuki King Quad 500 AXi w/EPS 1990 Suzuki LT-4WD 250 and lots of snowmachines Set the petcock to prime see if you get fuel to the carburetor and then try starting it. If your not getting fuel you may need to replace the fuel filter the fuel pump clean the carb the fuel tank vent could be clogged. Also double check everything and make sure all the vacuum lines are connected in the correct places. And last if the engine is not producing enough vacuum the pump may not work well.





Some people have a reaptor 660 petcock if you do the you just need to cap it off at the carb.  
 No that's not the vac hose. It's a vent. It should just run back towards the airbox like you said.  
 I think it has a clip that holds it on the snorkel plastic. Either way it don't suck dirty air into your carb. oops my bad sorry for the wrong answer, good catch spize I guess I was off my game! Reject Religion Embrace Jesus! Member of R.O.A.M Riding For Jesus 04 KFX400 K/W Valves , CRJ lowering Kit Full Hot Dogz Exhaust, 13t Sprocket K&N , Works Shocks, Rad Carrier, DRZ Springs, Web 540/539 cams, Magnum 434, FCR 39, 400EX Air Boot Need To Buy: CDI, Nerf's It tucks in to the side of the snorkel tube, actually the cap I on the snorkel . It does not go in the air box or tube.. vent tube photo by amcf18 | Photobucket Oops, sorry, I thought we were talking z 400 here, not sure where it goes on an eiger...Still, doesn't really matter where it goes, but I would have the top hanging down, so water doesn't directly fall in it... See less See more 1 2007 LTZ 400.. 94mm J&E piston, +4mm hotrods crank, 536webb cams,wiseco valves, 39mm fcr, tokyo mods throttle spring, honda thumb throttle,spring removed. yoshimura full exhaust, honda 400ex intake tube, no air box Try fill the Carburador with a bottle and a hose by gravity, this will tell you if carburador / engine are ok. You didn't say you cleaned the carb. If the float is stuck, it can stop fuel from flowing. If there was gunk elsewhere, you can bet there is gunk in the carb. If you disconnect the fuel line from the carb and crank the motor over, does anything come out? If you disconnect the fuel line from the petcock, does fuel flow? 2013 Suzuki King Quad 500 AXi w/EPS 1990 Suzuki LT-4WD 250 and lots of snowmachines Set the petcock to prime see if you get fuel to the carburetor and then try starting it. If your not getting fuel you may need to replace the fuel filter the fuel pump clean the carb the fuel tank vent could be clogged. Also double check everything and make sure all the vacuum lines are connected in the correct places. And last if the engine is not producing enough vacuum the pump may not work well. You can do a compression check and cylinder leakdown test. Go through and check everything and you should find the problem. You didn't say you cleaned the carb. If the float is stuck, it can stop fuel from flowing. If there was gunk elsewhere, you can bet there is gunk in the carb. Have yet to clean the carb. I've been on call at work for the past 2wks, so this weekend is going to be the first chance I get to work on it. Vacuum pump was gunked up really bad, replacing it this weekend. If you disconnect the fuel line from the carb and crank the motor over, does anything come out? Fuel gets to the vacuum pump, but no further. I cleaned it the best I could, replacing it this weekend with a brand new unit. If you disconnect the fuel line from the petcock, does fuel flow? Yes, fuel flows. Set the petcock to prime see if you get fuel to the carburetor and then try starting it. If your not getting fuel you may need to replace the fuel filter the fuel pump clean the carb the fuel tank vent could be clogged. Also double check everything and make sure all the vacuum lines are connected in the correct places. And last if the engine is not producing enough vacuum the pump may not work well. You can do a compression check and cylinder leakdown test. Go through and check everything and you should find the problem. No fuel was getting to the carb when I was setting it to prime the last time I got a chance to work on it (2wks ago). Petcock's been replaced, and I'm replacing the vacuum pump this weekend. I cleaned it, but it's 23yrs old and has basically been doing nothing except sit there for the last ~12yrs while I've been out of country. Will also check the fuel filter. If replacing the vacuum pump doesn't work, I've got a rebuild kit for the carb and will be pulling that for cleaning/rebuild. Vacuum lines are correct, but I'll check again just to be sure. I'll do the compression and leakdown tests, if neither of the above fixes it. See less See more Success after replacing the vacuum pump. I pulled the carb and cleaned/rebuilt it though, because it was running pretty rough after the pump change. There wasn't a lot of gunk in it, but it was still dirty. She's running great, now. Thanks for the help, folks! Page 2 Try fill the Carburador with a bottle and a hose by gravity, this will tell you if carburador / engine are ok. You didn't say you cleaned the carb. If the float is stuck, it can stop fuel from flowing. If there was gunk elsewhere, you can bet there is gunk in the carb. If you disconnect the fuel line from the petcock, does fuel flow? 2013 Suzuki King Quad 500 AXi w/EPS 1990 Suzuki LT-4WD 250 and lots of snowmachines Set the petcock to prime see if you get fuel to the carburetor and then try starting it. If your not getting fuel you may need to replace the fuel filter the fuel pump clean the carb the fuel tank vent could be clogged. Also double check everything and make sure all the vacuum lines are connected in the correct places. And last if the engine is not producing enough vacuum the pump may not work well. You can do a compression check and cylinder leakdown test. Go through and check everything and you should find the problem. You didn't say you cleaned the carb. If the float is stuck, it can stop fuel from flowing. If there was gunk elsewhere, you can bet there is gunk in the carb. I've been on call at work for the past 2wks, so this weekend is going to be the first chance I get to work on it. Vacuum pump was gunked up really bad, replacing it this weekend. If you disconnect the fuel line from the carb and crank the motor over, does anything come out? Fuel gets to the vacuum pump, but no further. I cleaned it the best I could, replacing it this weekend with a brand new unit. If you disconnect the fuel line from the petcock, does fuel flow? Yes, fuel flows. Set the petcock to prime see if you get fuel to the carburetor and then try starting it. If your not getting fuel you may need to replace the fuel filter the fuel pump clean the carb the fuel tank vent could be clogged. Also double check everything and make sure all the vacuum lines are connected in the correct places. And last if the engine is not producing enough vacuum the pump may not work well. You can do a compression check and cylinder leakdown test. Go through and check everything and you should find the problem. You didn't say you cleaned the carb. If the float is stuck, it can stop fuel from flowing. If there was gunk elsewhere, you can bet there is gunk in the carb. If you disconnect the fuel line from the petcock, does fuel flow? 2013 Suzuki King Quad 500 AXi w/EPS 1990 Suzuki LT-4WD 250 and lots of snowmachines Set the petcock to prime see if you get fuel to the carburetor and then try starting it. If your not getting fuel you may need to replace the fuel filter the fuel pump clean the carb the fuel tank vent could be clogged. Also double check everything and make sure all the vacuum lines are connected in the correct places. And last if the engine is not producing enough vacuum the pump may not work well. You can do a compression check and cylinder leakdown test. Go through and check everything and you should find the problem. You didn't say you cleaned the carb. If the float is stuck, it can stop fuel from flowing. If there was gunk elsewhere, you can bet there is gunk in the carb. I've been on call at work for the past 2wks, so this weekend is going to be the first chance I get to work on it. Vacuum pump was gunked up really bad, replacing it this weekend. If you disconnect the fuel line from the carb and crank the motor over, does anything come out? Fuel gets to the vacuum pump, but no further. I cleaned it the best I could, replacing it this weekend with a brand new unit. If you disconnect the fuel line from the petcock, does fuel flow? Yes, fuel flows. Set the petcock to prime see if you get fuel to the carburetor and then try starting it. If your not getting fuel you may need to replace the fuel filter the fuel pump clean the carb the fuel tank vent could be clogged. Also double check everything and make sure all the vacuum lines are connected in the correct places. And last if the engine is not producing enough vacuum the pump may not work well. You can do a compression check and cylinder leakdown test. Go through and check everything and you should find the problem. No fuel was getting to the carb when I was setting it to prime the last time I got a chance to work on it (2wks ago). Petcock's been replaced, and I'm replacing the vacuum pump this weekend. I cleaned it, but it's 23yrs old and has basically been doing nothing except sit there for the last ~12yrs while I've been out of country. Will also check the fuel filter. If replacing the vacuum pump doesn't work, I've got a rebuild kit for the carb and will be pulling that for cleaning/rebuild. Vacuum lines are correct, but I'll check again just to be sure. I'll do the compression and leakdown tests, if neither of the above fixes it. See less See more Success after replacing the vacuum pump. I pulled the carb and cleaned/rebuilt it though, because it was running pretty rough after the pump change. There wasn't a lot of gunk in it, but it was still dirty. She's running great, now. Thanks for the help, folks! Page 4