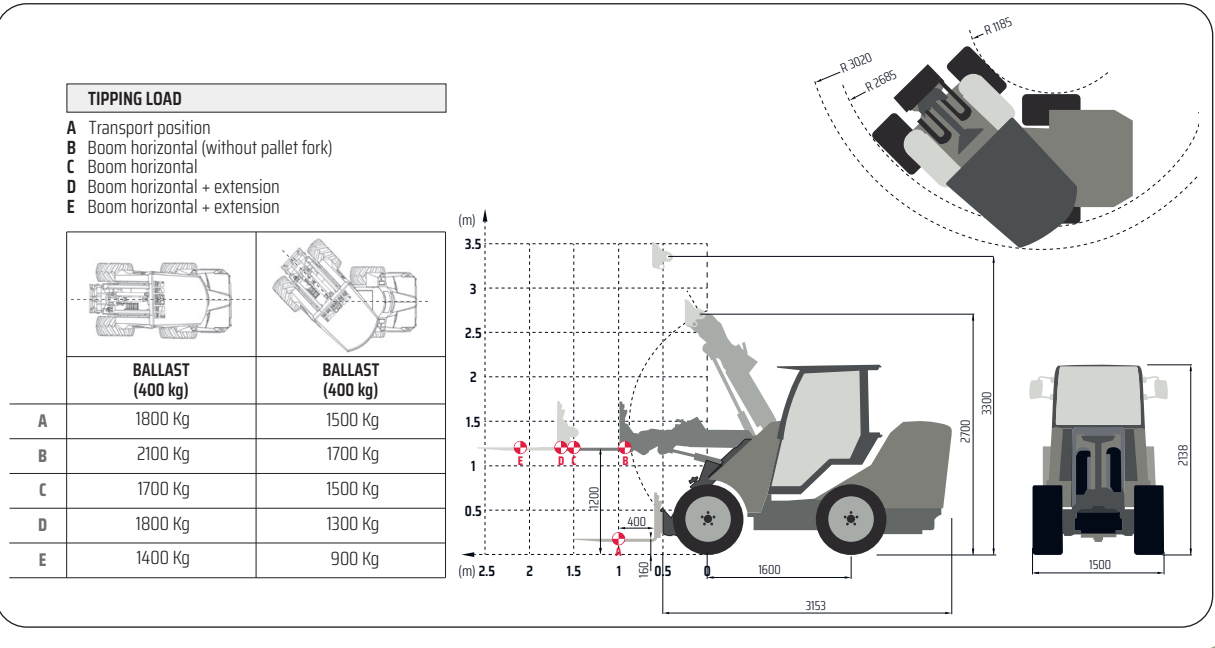




# CASTLOADERS



## LOADING DIAGRAMS




## WHEELS

SKID 26x12.00-12 31x15.50-15		ALL-TRAC 10PR 31x15.50-15 33x15.50-15		TRACTOR 26x12.00-12 33x15.50-15		TURF 26x12.00-12 31x15.50-15	
------------------------------------	---	--	---	---------------------------------------	---	------------------------------------	---

\* with counterweights

<input type="checkbox"/> CAST MAXO 57 HP Single/Dual	2100 kg [B]*	57 HP @ 2600 rpm	80 l/min	3300 mm
--	--------------	------------------	----------	---------



Data contained in this document is subject to change without notice and/or notification.  
Cast Group reserves the right to modify its products without obligation to communications.  
The images in this document are only a demonstrative purpose.

PL-MAXO\_EN\_12/2022 - A0000000053



- ☐ CAST MAXO 57HP SINGLE SPEED
- ☐ CAST MAXO 57HP DUAL SPEED

CASTLOADERS.IT



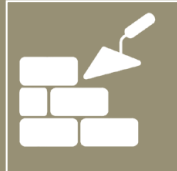
**CASTGROUP**

CAST GROUP S.r.l.  
Via A. Meucci, 18 30035 Mirano VE Italia  
ph.+39 041 5701827- fax +39 041 5726786  
info@cast-group.it | www.cast-group.it





MAXO



All Black,  
aggressive  
and seductive.



All controls are close at hand.  
Electronic display with total system check.  
The ergonomic 11-function joystick  
is available as an option.



Covered air conditioning system  
in shockproof material  
and integrated into the bodywork.



11-functions Joystick is standard.  
Ergonomic 11-functions and  
15-functions are optional.  
An optimal control for  
all commands.



18 Km/h for Single Speed model  
10-30 Km/h for Dual Speed model.



Built-in rear hydraulic outlets for  
better protection from accidental  
impacts.



Telescopic boom, height  
up to 3300 mm, among  
the most high in its category.



Electronic display.



Cast Maxo represents today the top model of our production. It is produced in two versions with a 57HP liquid cooled Kohler Stage V diesel engine and can be configured with single or double speed Poclain wheel motors. A very powerful and robust machine, suitable for multiple applications, especially in agriculture and construction. All models can be supplied with heated cab and air conditioning system. The 11-function Joystick is standard and available in an ergonomic version or 15-function as option. Double cylinder selflevelling, integrated 185 Kg counterweights and electric differential lock are standard.

## Maxo Single/Dual Technical data

### ☐ Engine data (Standard)

Manufacturer:	Kohler	✓	✓
Diesel engine type:	KDI 1903TCR	Diesel	Diesel
Cylinders	3	3	3
kW	42	42	42
Displacement cc	1642	1642	1642
Cooling system:	Water	✓	✓
Emissions standard level	Stage V	Stage V	Stage V
RPM	2600	2600	2600

### ☐ Electrical system

Operating voltage:	12 V	✓	✓
Alternator:	80 A	✓	✓

### ☐ Weights

Weight (standard) kg	2300	2350	
Lifting capacity kg [B]*	2500	2500	
Max Pull force kg	1100	1500	
Breakout force kg*	2200	2200	

### ☐ Vehicle data

Joystick (function)	11	11	
Cab (optional)	✓	✓	
Electric differential lock	✓	✓	
Rops/Fops protection	✓	✓	
Telescopic boom	✓	✓	
Selflevelling	✓	✓	
Max speed km/h	18	10-30	
Anti Skid	✓	✓	
Hydraulic oil tank capacity: 73 l	✓	✓	

### ☐ Drive

Type of drive: Direct Drive 4WD Hydrostatic transmission	✓	✓	
Traction drive	✓	✓	

### ☐ Noise values

Average sound power level: LwA 99 dB(A)	✓	✓	
Guaranteed sound power level: LwA 101 dB(A)	✓	✓	

### ☐ Wheels

Tractor	31x15.50-15	31x15.50-15	
---------	-------------	-------------	--

\* with counterweights

