




I'm not robot




I am not robot!

Color yellow worksheets for preschool

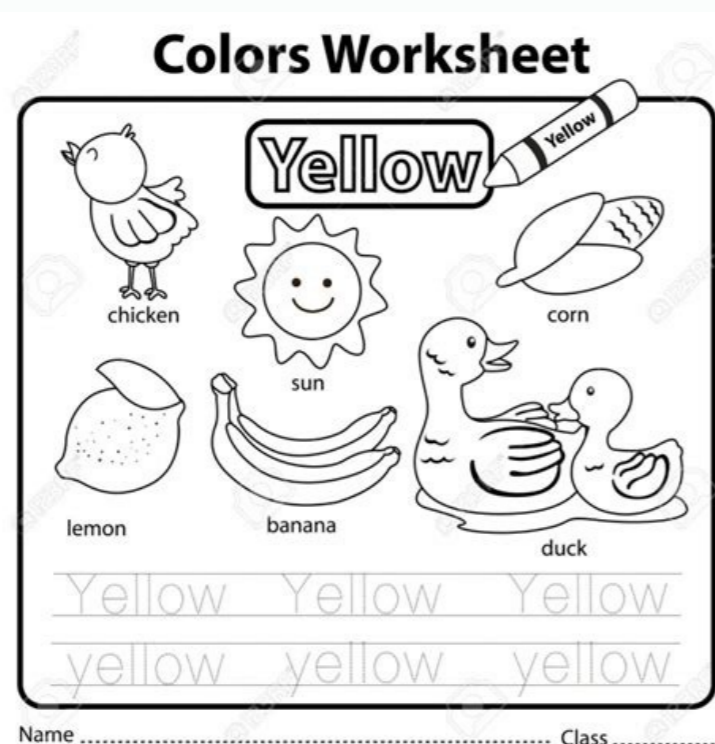
Check out these awesome Yellow Color Activities and Worksheets for Preschool! Build fine motor skills and learn all about the color yellow. Trace, color, and match with 9 different color activities. Print out your firefly template and have fun fingerprinting the fireflies with yellow paint. Sing a song about the word yellow and use markers and crayons to create some awesome "yellow" artwork. See all 9 free printables below! For your convenience this post contains affiliate links. Yellow Color Worksheets! First, learn all about the color yellow in the "Color, Trace, and Match!" worksheet. Color the pictures with a yellow crayon, trace the dotted word, "yellow", then match each picture to its shadow! Be sure to talk with your little ones about the names of each picture. Next, cut and paste the letters of the word "yellow". Finally, find all 10 lightbulbs in the yellow eye spy worksheet. To build pincher strength, use small stickers. Have your little ones peel and stick one sticker onto each lightbulb. Yellow Color Activities! Check out these 2 awesome Yellow Color Activities. First, print out your firefly template onto cardstock paper. Have your little ones dip their finger into yellow paint and dot the fireflies. Print out a template for each color (all on the blog!) and create an end of the year color book as a keepsake. Next, learn to spell the color yellow with a fun song! Yellow Worksheets for Preschool! Put together a yellow color puzzle. Match each number to its same partner and see what yellow food animal appears! Trace the word "yellow" with a marker or crayon and color in the pictures yellow. Use Dot Dot markers to fill in the yellow rubber duck. Print out all 9 yellow activities below! Click below to download your Free Yellow Color Activities and Worksheets for Preschool! Books About the Color Yellow for Preschool! Check out two wonderful picture books that feature the color yellow! Read "Linus The Little Yellow Pencil" and "Yellow Time". Reading with your little ones is a great way to build a social connection, build vocabulary skills, and discover potential interests. Take a look around the room after your read your picture book. Do you see anything that is the color yellow? We hope you enjoyed these Yellow Color Activities and Worksheets for Preschool! Check out Red Color Activities next! Be sure to check out all of the Colors of the Rainbow Printables! Yellow coloring pages are great practice for preschool and kindergarten kids. Customize your coloring page by changing the font and text. Grab your yellow crayon and let's color! Check out our colors book for more fun coloring pages. © 2010-23 Twisty Noodle, LLC. All rights reserved. Inside: Learning the color yellow is fun with this collage activity. Download the free printable, sort small pieces, and glue the yellow ones onto the sun! Learning colors with toddlers and preschoolers does not need to be complicated. In fact, the easier activities seem to be more inviting, not to mention less stressful for teachers and parents! I created a free sun printable that encourages toddlers and preschoolers to recognize the color yellow while creating a collage.



Next, cut and paste the letters of the word "yellow". Finally, find all 10 lightbulbs in the yellow eye spy worksheet. To build pincher strength, use small stickers. Have your little ones peel and stick one sticker onto each lightbulb. Yellow Color Activities! Check out these 2 awesome Yellow Color Activities. First, print out your firefly template onto cardstock paper. Have your little ones dip their finger into yellow paint and dot the fireflies. Print out a template for each color (all on the blog!) and create an end of the year color book as a keepsake.



See all 9 free printables below! For your convenience this post contains affiliate links. Yellow Color Worksheets! First, learn all about the color yellow in the "Color, Trace, and Match!" worksheet. Color the pictures with a yellow crayon, trace the dotted word, "yellow", then match each picture to its shadow! Be sure to talk with your little ones about the names of each picture. Next, cut and paste the letters of the word "yellow". Finally, find all 10 lightbulbs in the yellow eye spy worksheet. To build pincher strength, use small stickers. Have your little ones peel and stick one sticker onto each lightbulb. Yellow Color Activities! Check out these 2 awesome Yellow Color Activities. First, print out your firefly template onto cardstock paper. Have your little ones dip their finger into yellow paint and dot the fireflies. Print out a template for each color (all on the blog!) and create an end of the year color book as a keepsake. Next, learn to spell the color yellow with a fun song! Yellow Worksheets for Preschool! Put together a yellow color puzzle. Match each number to its same partner and see what yellow food animal appears! Trace the word "yellow" with a marker or crayon and color in the pictures yellow. Use Dot Dot markers to fill in the yellow rubber duck. Print out all 9 yellow activities below! Click below to download your Free Yellow Color Activities and Worksheets for Preschool! Books About the Color Yellow for Preschool! Check out two wonderful picture books that feature the color yellow! Read "Linus The Little Yellow Pencil" and "Yellow Time". Reading with your little ones is a great way to build a social connection, build vocabulary skills, and discover potential interests. Take a look around the room after your read your picture book. Do you see anything that is the color yellow? We hope you enjoyed these Yellow Color Activities and Worksheets for Preschool! Check out Red Color Activities next! Be sure to check out all of the Colors of the Rainbow Printables! Yellow coloring pages are great practice for preschool and kindergarten kids.



To build pincher strength, use small stickers. Have your little ones peel and stick one sticker onto each lightbulb. Yellow Color Activities! Check out these 2 awesome Yellow Color Activities. First, print out your firefly template onto cardstock paper. Have your little ones dip their finger into yellow paint and dot the fireflies. Print out a template for each color (all on the blog!) and create an end of the year color book as a keepsake. Next, learn to spell the color yellow with a fun song! Yellow Worksheets for Preschool! Put together a yellow color puzzle. Match each number to its same partner and see what yellow food animal appears! Trace the word "yellow" with a marker or crayon and color in the pictures yellow. Use Dot Dot markers to fill in the yellow rubber duck. Print out all 9 yellow activities below! Click below to download your Free Yellow Color Activities and Worksheets for Preschool! Books About the Color Yellow for Preschool! Check out two wonderful picture books that feature the color yellow! Read "Linus The Little Yellow Pencil" and "Yellow Time". Reading with your little ones is a great way to build a social connection, build vocabulary skills, and discover potential interests. Take a look around the room after your read your picture book. Do you see anything that is the color yellow? We hope you enjoyed these Yellow Color Activities and Worksheets for Preschool! Check out Red Color Activities next! Be sure to check out all of the Colors of the Rainbow Printables! Yellow coloring pages are great practice for preschool and kindergarten kids. Customize your coloring page by changing the font and text. Grab your yellow crayon and let's color! Check out our colors book for more fun coloring pages. © 2010-23 Twisty Noodle, LLC. All rights reserved. Inside: Learning the color yellow is fun with this collage activity. Download the free printable, sort small pieces, and glue the yellow ones onto the sun! Learning colors with toddlers and preschoolers does not need to be complicated. In fact, the easier activities seem to be more inviting, not to mention less stressful for teachers and parents! I created a free sun printable that encourages toddlers and preschoolers to recognize the color yellow while creating a collage. Scroll down to find the free download! Skills Built: Color recognition Fine motor Supplies Needed: Small yellow items Glue Paintbrush Sun printable (scroll down to find link to download) Setting Up this Activity: Place the small pieces in a container. Provide glue and a brush. How this Activity Works: Talk with the children about the color yellow. Have a few different colored pieces and ask them what the colors are. Pull the yellow piece out and explain that today the focus is on the color yellow. After brushing or squeezing glue on top of the yellow sun, invite the children to remove the yellow pieces from the container and press them on to the sun.



