

DUOLOGIE

Rider

Contact: Emilie Calmé/ (+33) 6.86.91.85.66

Email: emiliecalme@gmail.com

Technical contact at JM France: Franck Ducoron,
general director (+33) 1 44 61 86 78 – fducoron@jmfrance.org

This programme tours without a stage manager.

Performance duration: for children 50 min/for the general public 1 hour

Team: Émilie Calmé and Laurent Maur

This rider is an integral part of the contract. Any modifications are subject to prior agreement with the stage manager or the artists.

Stage space (the stage must be clean and heated, and free of all decor).

Width: 7 m

Depth: 5 m

Floor colour: black if possible

Black background.

Curtains (legs).

Dressing room: Two dressing rooms close to the stage are to be provided, well-lit, with a table, chair, mirror, washbasin, iron and toilet. Light catering for 2 is also to be provided.

Instructions for the audience: No photos may be taken during the performance without prior authorisation from the artists.

Technical support: The host venue's technical team shall undertake the pre-installation in accordance with the sound and light plans provided, in order that technical adjustments may commence as soon as our team arrives. The technical staff shall remain available during the technical adjustments, the soundcheck and the performances.

Technical adjustment time: **2 hours, following pre-installation.**

PA system: the venue must have a sound manager - attached the stage plot and patch list

Mixing desk, preferably digital

If analogue, please provide: 1 reverb, 3 stereo 31-channel equalizers (downstage and monitors)

Front of House

Monitors : 4 Stage monitors on 3 circuits (2 type MTD 112, and 2 side type MTD 108)

Backline :

2 black chairs without armrests

Please provide:

1 SHURE 57, 1 stereo DI box and 2 large microphone stands with telescopic boom arms

2 HF bundles with 1 DPA 4088 headset/ 1 SHURE 58 HF microphone.

Lighting: the venue must have a lighting operations manager.

16 PC 1 Kw, 8 PAR 64 1Kw CP 62, 1 614 SX profile spotlight + 1 gobo holder, 2 613 profile spotlights with shutter blades, 2 1Kw spotlights (house lighting)

Gels: 201, 205, 120

LIGHTING TECHNICAL RIDER



16 PC 1000 W



8 PAR 64 1000W CP 62



1 614 SX profile spotlight with gobo holder



2 613 SX profile spotlights with shutter blades



2 1000 W spotlights



4 stands max. height: 1.70 m



2 lamp (brought by the company)

2 large microphone stands with telescopic boom arms

Example

Circuit number 13

Gel Number 008

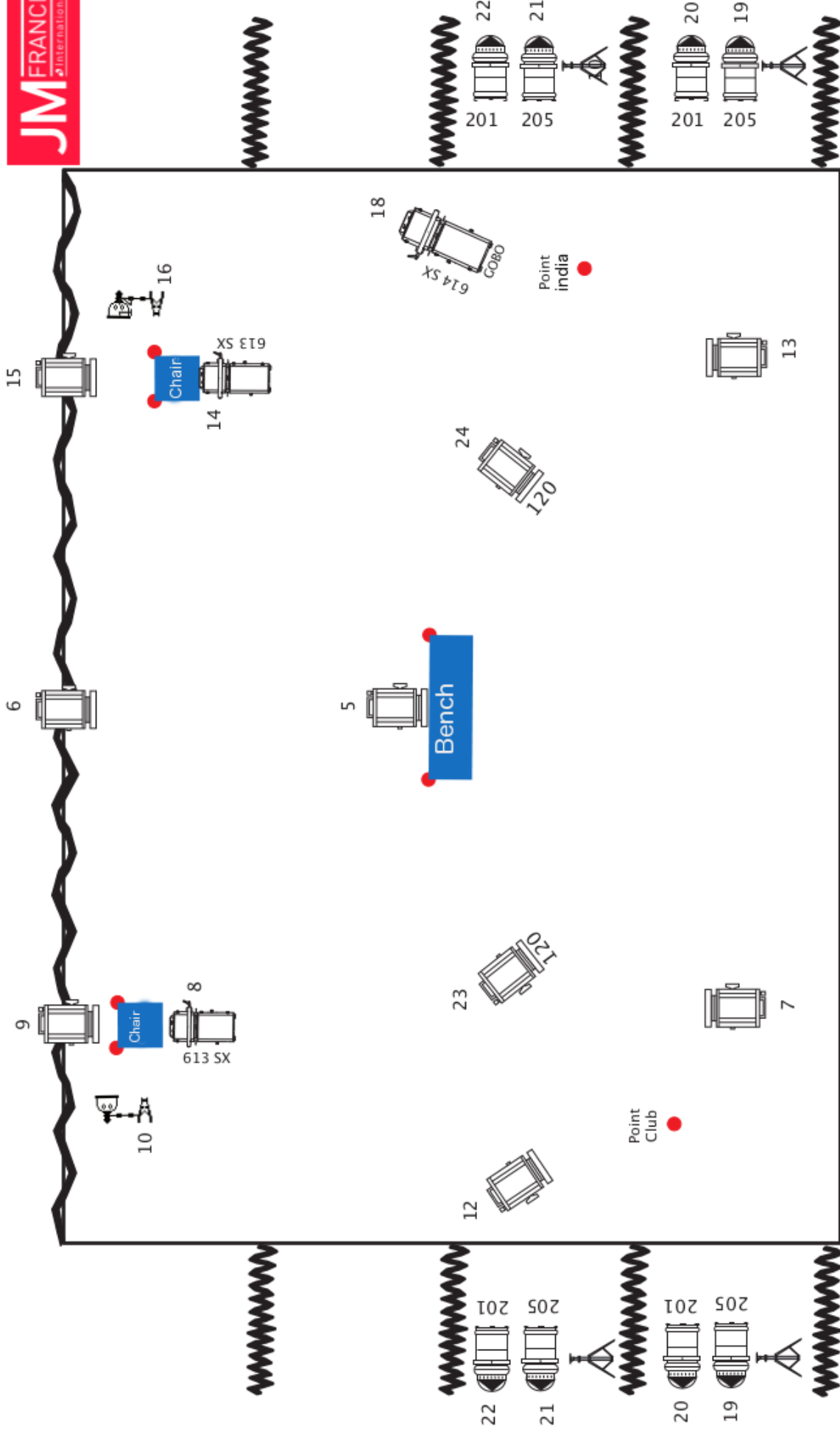
| Gel reference | | LEE FILTERS | |
|---------------|--------|-------------|----------|
| N° | Format | Format | quantity |
| 201 | PAR 64 | PAR 64 | 4 |
| 205 | PAR 64 | PAR 64 | 4 |
| 120 | PC | PC | 2 |
| 205 | PC | PC | 6 |

Duologie


Laurent MAUR

(+33) 06 68 28 10 22


laurent.maur@gmail.com




House 
Duologie
 Laurent MAUR
 +33 06 68 28 10 22
 laurent.maur@gmail.com

205  1

205  2

205  11

205  4

205  17

205  2

205  3

house 

LIGHTING PLOT

LIGHTING ADJUSTMENTS

DUOLOGIE

| CIRCUIT | TYPE | Qty | FUNCTION | POSITION | Gel | Adjustments |
|---------|-----------------------|-----|----------------------------------|--------------------------------|------|--------------------------------------------------------------------------|
| 1 | PC1 Kw | 1 | General Downstage Centre Right | Downstage Boom | 205 | All of Stage Right at the edge of the bench |
| 2 | PC1 Kw | 2 | General Downstage center | Downstage Boom | 205 | All of the space in front of the bench |
| 3 | PC1 Kw | 1 | General Downstage Left | Downstage Boom | 205 | All of Stage Left at the edge of the bench |
| 4 | PC1 Kw | 1 | Downstage Bench | Downstage Boom | 205 | Close-up downstage on bench standing position |
| 5 | PC1 Kw | 1 | Droplight on bench | Centre stage | | Close-up of bench |
| 6 | PC1 Kw | 1 | Backlight of the bench | up stage | | Close-up of bench standing position |
| 7 | PC1 Kw | 1 | Downstage Laurent's House space | 1 ^{ère} Boom | | House space Laurent seated on the chair |
| 8 | 613 Profile spotlight | 1 | Droplight profile on House space | Droplight on chair stage left | | With sharp shutter, mark out a rectangle for Laurent's house |
| 9 | PC1 Kw | 1 | Backlight on Laurent's chair | Upstage stage right | | Close-up of Laurent's Chair |
| 10 | F1 | 1 | Set of Laurent's house | Floor | | Placed Stage Right of Laurent's space on a large mic stand with boom arm |
| 11 | PC1 Kw | 1 | Front of Jazz Club | Downstage Boom | | Close-up of Point-Clup, Laurent standing |
| 12 | PC1 Kw | 1 | Contrast Club | Stage Right, center boom | | Close-up of point club |
| 13 | PC1 Kw | 1 | Front Emilie's house space | 1 ^{ère} Boom | | House space Emilie seated on the chair |
| 14 | 613 Profile spotlight | 1 | Droplight Profile's house space | Droplight on chair stage right | | With sharp shutter mark out a rectangle for Emilie's house |
| 15 | PC1 Kw | 1 | Backlight Emilie's chair | Upstage stage left | | Close-up of Emilie's chair |
| 16 | Lamp | 1 | Set Emilie's house | Floor | | Placed stage left on a large mic stand with boom arm |
| 17 | PC1 Kw | 1 | Front point Inde | Downstage boom | | close-up of space point inde |
| 18 | 613 Profile spotlight | 1 | Gobo Sheets | Center boom stage left | GOBO | Large sharp gobo on space inde |
| 19 | PAR 64 CP 62 | 2 | 1ère street | 1 st wing on stand | 205 | Vertical Beam, marks out the 1rst street on stand height 1.80m |
| 20 | PAR 64 CP 62 | 2 | 1ère street | 1 st wing on stand | 201 | |
| 21 | PAR 64 CP 62 | 2 | 2ème street | 2 nd wing on stand | 205 | Vertical beam, marks out the 2nd street on stand height 1.80m |
| 22 | PAR 64 CP 62 | 2 | 2ème street | 2 nd wing on stand | 201 | |
| 23 | PC1 Kw | 1 | Night stage left | center boom | 120 | All of space in front of the bench and Stage Left |
| 24 | PC1 Kw | 1 | Night stage right | center boom | 120 | All of space in front of the bench and Stage Right |

PREPARATION LIGHTING MANAGEMENT
DUOLOGIE

| Numéro de circuit | downstage Stage Right | | Downstage center | Downstage stage left | downstage bench | Drop light on bench | Backlight of the bench | Downstage Laurent's house | Drop light Laurent's house | Backlight Laurent's house | Laurent's Lamp | drop light club | Backlight Club | Front Emilie's house space | Drop light Emilie's house | Backlight Emilie's house | Emilie's house | Emilie's Lamp | Front Point Inde | Gobo | 1ère Rue 205 | 1 Street 201 | 2 Street 205 | 2 Street 201 | 21 | 22 | 23 | 24 | Night stage right 120 | Room | TIME | |
|-------------------|-----------------------|-----|------------------|----------------------|-----------------|---------------------|------------------------|---------------------------|----------------------------|---------------------------|----------------|-----------------|----------------|----------------------------|---------------------------|--------------------------|----------------|---------------|------------------|------|--------------|--------------|--------------|--------------|----|----|----|----|-----------------------|-------------------|-------------------------|---------------------|
| | In | Out | | | | | | | | | | | | | | | | | | | | | | | | | | | | | | |
| Effect 1 | | | | | | | 5 | | | | | | | | | | | | | | 10 | | 15 | | | | | | FF | 5 | Mise | |
| Effect 2 | | | | | | | 5 | | | | | | | | | | | | | | | | | | | | | | | 3 | Noir | |
| Effect 3 | | | | | | 80 | | | | | | | | | | | | | | | FF | | FF | | | | | | | 20 | Blues Banc | |
| Effect 4 | | | 40 | | 60 | 80 | | | | | | | | | | | | | | | FF | | FF | | | | | | 8 | 12 | Laurent se réveille | |
| Effect 5 | | | 10 | 60 | 80 | | | | | | | | | | | | | | | | FF | 20 | 20 | 60 | | | | | 10 | 10 | Mozart a le blues | |
| Effect 6 | 15 | 45 | 15 | | | 70 | | | | | | | | | | | | | | | FF | | 60 | | | | | | 8 | 10 | Didactique | |
| Effect 7 | 25 | 20 | 25 | 50 | 50 | 50 | | | | | | | | | | | | | | | 60 | 15 | 65 | 40 | | | | | 8 | 7 | Mozart cadence | |
| Effect 8 | 20 | 50 | 20 | 70 | 70 | | | | | | | | | | | | | | | | 60 | | | 40 | | | | | 5 | 7 | Menuet | |
| Effect 9 | | | | | | | | 60 | 90 | | | | | | | | | | | | | | | | | | | | | 5 | 5 | Maison I |
| Effect 10 | | | | | | | | | 15 | 25 | 45 | | | | | | | | | | | | | | | | | | | 3 | 5 | Exercice Growl |
| Effect 11 | | | 40 | | 55 | 85 | | | | | | | | | | | | | | | 85 | 70 | 85 | 70 | | | | | 3 | 7 | Funky Mama | |
| Effect 12 | | | | | | | | 60 | 80 | | | | | | | | | | | | | | | | | | | | 5 | 3 | Maison II | |
| Effect 13 | | | 65 | | 65 | FF | | | | | | | | | | | | | | | | 80 | 80 | | | | | | 3 | 5 | Majeur - Mineur | |
| Effect 14 | 70 | 75 | 75 | 75 | 75 | | | | | | | | | | | | | | | | 95 | | 95 | | | | | | 3 | 2 | Indifférence | |
| Effect 15 | | | | | | | | 25 | 70 | 60 | 35 | | | | | | | | | | | | | | | | | | 5 | 3 | Radio jazz - radio Inde | |
| Effect 16 | 70 | 75 | 75 | 75 | | | | | | | | | | | | | | | | | 95 | | 95 | | | | | | 3 | 5 | Sérénade | |
| Effect 17 | 35 | | 35 | | | | | | | | | 60 | | | | | | | | | | 30 | | | | | | | 3 | 30 | Transition Naima | |
| Effect 18 | 10 | | 10 | 35 | 35 | | | | | | | 20 | | | | | | | | | | 10 | | | | | | | 25 | 5 | Naima | |
| Effect 19 | | | | | | | | | | | | | | | | | | | | | | | | | | | | | 5 | | Installation Inde | |
| Effect 20 | | | | | | | | | | | | | | | | | | | | | | | | | | | | | 5 | 5 | Inde | |
| Effect 21 | | | | | | | | | | | | | | | | | | | | | | | | | | | | | 3 | 5 | Jazz Club | |
| Effect 22 | | | | | | | | 75 | 35 | | 55 | | | | | | | | | | | | | | | | | | 3 | 8 | Laurent rentre chez lui | |
| Effect 23 | 35 | | 35 | | | | | | | | | 60 | | | | | | | | | | | | | | | | | 10 | 8 | Made in France I | |
| Effect 24 | 50 | 50 | 50 | 65 | | | | | | | | | | | | | | | | | 60 | 50 | 60 | 55 | | | | 3 | 5 | Made in France II | | |
| Effect 25 | | | FF | 65 | | | | | | | | 60 | | | | | | | | | 60 | 60 | 60 | 60 | | | | | 3 | | Saluts | |
| Effect 26 | | | | | | | | | | | | | | | | | | | | | | | | | | | | | | | | Sortie des artistes |
| Effect 27 | | | | | | | | | | | | | | | | | | | | | | | | | | | | | | | | Sortie du public |

2 large stands with telescopic boom arms (for the light)

240V ②



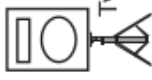
240V



Aux 1
(type MTD 112)



Aux 1
(type MTD 112)



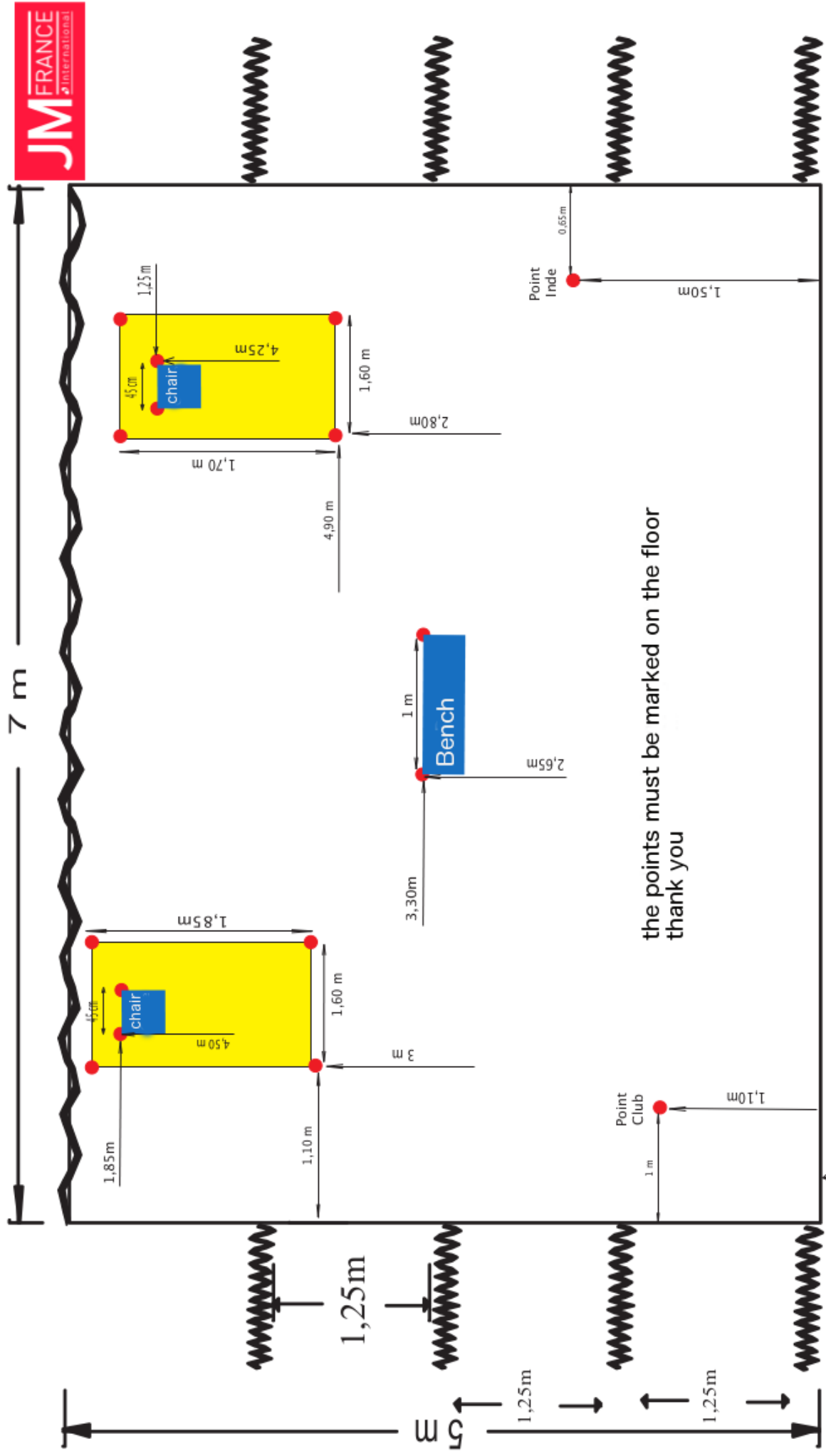
MIC PATCH

- ① Flutes HF DPA 4088 ③ Player L DI 240V direct main socket 240V
- ② Harmonica Amplifier SM 57 ④ Lecteur R DI Reverb : Plate Room

Put a noisegate on the flute microphone

Duologie
Laurent MAUR
06 68 28 10 22

laurent.maur@gmail.com



the points must be marked on the floor
thank you



Lighting surface of circuits 8 et 14

SET POSITION

Nez de scène

Duologie

Laurent MAUR

06 68 28 10 22

laurent.maur@gmail.com