

Welcome  
to the World  
of Elan  
Impression

---

***elan***

IMPRESSION











Land was created to provide  
a place for boats to visit.

Brooks Atkinson







Elan Impression, in collaboration with Humphreys Yacht Design, has developed a range of deck saloon yachts to satisfy the demanding needs of modern yachtsmen. These stunning yachts, created with tried and tested techniques, have been designed with every cruising comfort in mind.

### Impression range

---



50



45



40





---

# The Ultimate Modern Deck Saloon Cruising Yacht

The Impression 50 delivers a consistently pleasurable sailing experience—which means fast cruising and easy, short-handed solutions. Its unprecedented level of comfort is ensured by the largest cockpit in its class, the U-shaped cockpit seating, the forward galley, and a large sundeck.

The Impression 50's twin wheel and rudder system ensures better control and handling even in the most extreme conditions. The options of a self-tacking jib system can make the Impression 50 a truly shorthanded modern cruising yacht.

---

**elan**

IMPRESSION 50















---

## Home Comforts away from Home

The Elan Impression 50 offers unprecedented space down below with abundant natural light thanks to all of the hull and deck windows. Unique to the Impression 50, the innovative inverted deck saloon ensures the optimal use of the maximum width of the yacht without compromising the cabin and galley areas.

Choose from the various layout options, offering the opportunity to have a luxury two-cabin blue water cruiser to a six-cabin skippered charter yacht. The spacious U-shaped galley offers all the comforts of home, including a stove extractor hood, wine cooler, coffeemaker, and microwave.





---

# Exceptionally Comfortable and Surprisingly Fast

The Elan Impression 45 was developed to satisfy the needs of every family member, and it offers an absolutely joyful experience for cruising vacations all around the globe. Although it was designed to ensure maximum comfort, the Impression 45 is also an impressively fast cruiser.

Every detail ensures an enjoyable and safe journey, from the spacious open cockpit with its large seating area to the swimming platform with an integrated telescopic ladder.

---

***elan***

IMPRESSION 45
















---

## Comfort with a View

The Elan Impression 45 offers a bright and airy interior thanks to its hull and deck saloon windows. The saloon features a large U-shaped settee to port and an additional settee to starboard, allowing her to seat far more crew comfortably around the table than any other ordinary yacht in her class.

In every option, the Elan Impression 45 comes with a fixed chart table with seat and a spacious L-shaped galley with a front-opening refrigerator. Interior layouts include two to four cabin options all with two head compartments, one of which has a separate shower.





---

# A Dream to Sail, a Dream to Enjoy

The Elan Impression 40 is designed to satisfy even the most demanding cruising families, friends, and couples. Her welcoming deck saloon provides abundant natural light, exceptional interior volume, and an unprecedented quality finish. In line with the Impression's commitment to delivering the best sailing experience, the Elan Impression 40 will never fail to impress.

Everything aboard the Elan Impression 40 is well thought out to ensure a pleasurable experience, whether cruising under sail or while reveling at anchor in picturesque secluded bays.

---

**elan**

IMPRESSION 40















---

## Modern Living in Complete Comfort

The interior is spacious and airy with abundant natural light thanks to the deck saloon and hull windows. With her contemporary design, the interior offers quality and comfort superior to her class. The saloon features a large settee to starboard and another on the port side, with a generous L-shaped galley to satisfy even the most demanding chefs.

The Impression 40 benefits from the unique flip-up chart table, thus allowing full access to the settee berth when not in use. Accommodation onboard is exceptionally comfortable, with spacious cabins fore and aft, and four interior layout options to choose from.





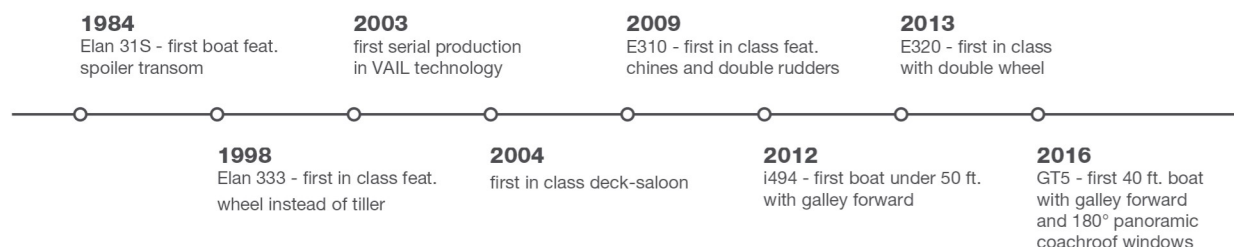
---

# Quality-Built for Safety in Every Condition

Every yacht from Elan's 16,000 square meter facility in Slovenia is the result of our sixty-five years of passion for building quality yachts. Our hull construction technology ensures the required hull strength and stiffness, while using the least amount of material possible in order to save weight and make the yacht more responsive and enjoyable to sail. Furthermore, the vinylester VAIL hull lamination reduces the risk of osmosis and ensures longevity.

## Elan's innovations and world's firsts

---



## Awards

---



Elan Impression 344



Elan 340



Elan 350



Elan E4



Elan GT5



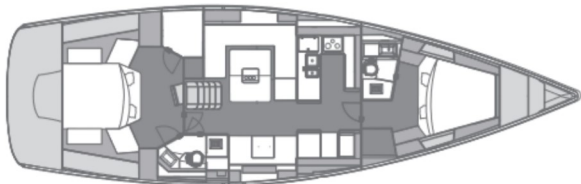




## Impression 50 / Interior layout options

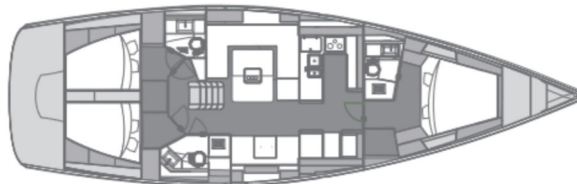
### Layout 1

2 cabins, 2 heads



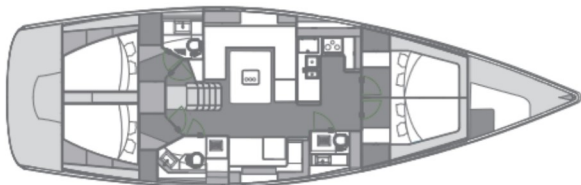
### Layout 2

3 cabins, 3 heads



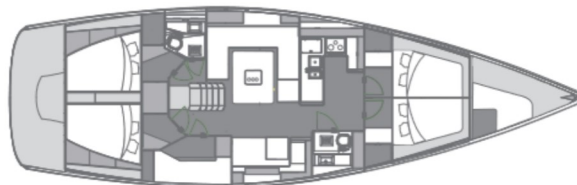
### Layout 3

4 cabins, 3 heads

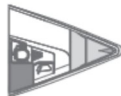


### Layout 4

5 cabins, 2 heads



Skipper cabin  
available in  
options 3 and 4



## Technical specifications

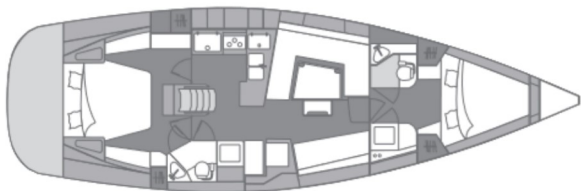
Length overall	15.18 m   49'10" ft
Hull length	14.83 m   48'8" ft
Length at waterline	13.76 m   45'2" ft
Beam	4.68 m   15'4" ft
Draft (standard)	2.23 m   7'4" ft
Draft (option)	1.84 m   6'1" ft
Air draft (incl. antenna)	22.90 m   75'2" ft
Light displacement (mlcc)	12.867 kg   28.4 lbs
Ballast (standard)	4.500 kg   9.9 lbs
Ballast (option)	4.800 kg   10.7 lbs
Water capacity (standard)	605 liters   160 US gal
Fuel capacity	255 liters   67 US gal
Engine (standard)	55 kW / 75 HP Volvo // 60 kW / 80 HP Volvo
Mainsail	67.06 m <sup>2</sup>   721'8" sq ft
(furling)	55.94 m <sup>2</sup>   602'2" sq ft
Genoa	59.55 m <sup>2</sup>   641'0" sq ft
Gennaker	127.1 m <sup>2</sup>   1368'1" sq ft
Boat design category CE	A
Design	Humphreys Yacht Design & Elan Design Team



## Impression 45 / Interior layout options

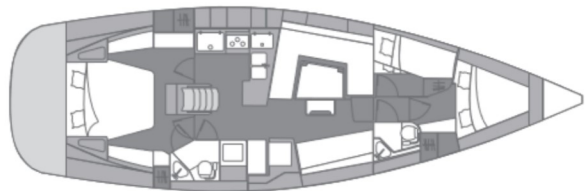
### Layout 1

2 cabins, 2 heads



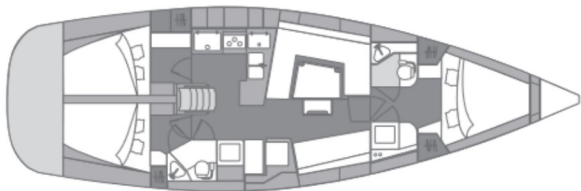
### Layout 2

3 cabins, 2 heads



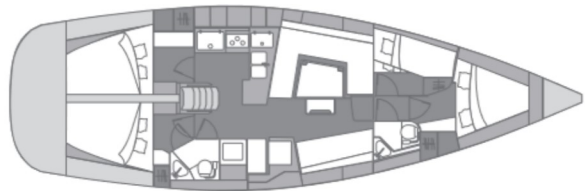
### Layout 3

3 cabins, 2 heads



### Layout 4

4 cabins, 2 heads



## Technical specifications

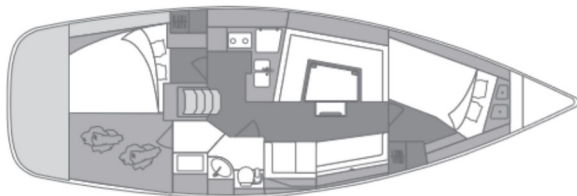
Length overall	13.37 m   43'1" ft
Hull length	13.00 m   42'8" ft
Length at waterline	11.44 m   37'6" ft
Beam	4.18 m   13'9" ft
Draft (standard)	1.90 m   6'3" ft
Draft (option)	1.60m   5'3" ft
Air draft (incl. antenna)	19.50 m   63'12" ft
Light displacement (mlcc)	10.420 kg   23.0 lbs
Ballast (standard)	3.310 kg   7.3 lbs
Ballast (option)	3.450 kg   7.6 lbs
Water capacity (standard)	516 liters   136,3 US gal
Water capacity (option)	788 liters   208,2 US gal
Fuel capacity	215 liters   56 US gal
Engine (standard)	37 kW / 50 HP Volvo // 42 kW / 57 HP Yanmar
Engine (option)	55 kW / 75 HP Volvo
Mainsail (furling)	46.79 m <sup>2</sup>   503'6" sq ft
Genoa	39.75 m <sup>2</sup>   427'9" sq ft
Gennaker	52.47 m <sup>2</sup>   564'7" sq ft
Gennaker	135.45 m <sup>2</sup>   1458'0" sq ft
Boat design category CE	A
Design	Humphreys Yacht Design & Elan Design Team



## Impression 40 / Interior layout options

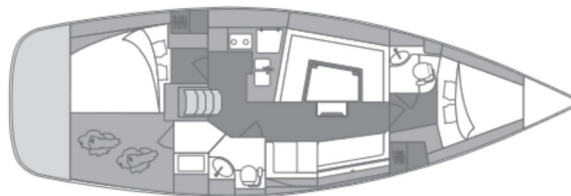
### Layout 1

2 cabins, 1 head



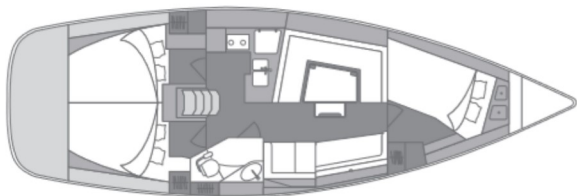
### Layout 2

2 cabins, 2 heads



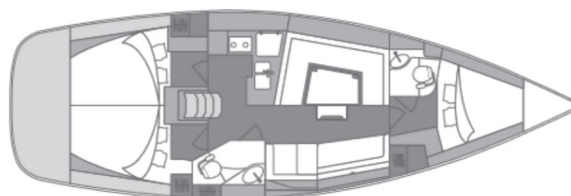
### Layout 3

3 cabins, 1 head



### Layout 4

3 cabins, 2 heads



## Technical specifications

Length overall	11.83 m   39'0" ft
Hull length	11.48 m   37'8" ft
Length at waterline	10.00 m   32'10" ft
Beam	3.91 m   12'10" ft
Draft (standard)	1.80 m   5'11" ft
Draft (option)	1.50 m   4'11" ft
Air draft (incl. antenna)	17.60 m   57'9" ft
Light displacement (mlcc)	8.368 kg   18,4 lbs
Ballast (standard)	2.545 kg   5,6 lbs
Ballast (option)	2.479 kg   5,5 lbs
Water capacity (standard)	240 liters   63 US gal
Water capacity (option)	520 liters   137 US gal
Fuel capacity	146 liters   38 US gal
Engine (standard)	20 kW / 29 HP Volvo // 20 kW / 29 HP Yanmar
Engine (option)	29 kW / 39 HP Volvo
Mainsail (furling)	37.9 m <sup>2</sup>   407'9" sq ft
Genoa	31.59 m <sup>2</sup>   340'1" sq ft
Gennaker	38.1 m <sup>2</sup>   410'1" sq ft
Boat design category CE	A
Design	Humphreys Yacht Design & Elan Design Team