

C330



LIVING ON 33 FEET NEVER FELT LARGER

DYNAMIC HULL DESIGN

The sculptured hull provides excellent performance whilst giving light and space to the interior.

TWO OPENING ROOF SECTIONS

Maximum versatility and comfort for the guests. Shade and sun where you need them.

STARBOARD SLIDING DOOR

Step out through the almost invisible glass door on the starboard side to walk on the bow area.

BIFOLD DOOR & TILTING WINDOW

In the aft you can blur the line between inside and outside: open the bifold door and the tilting window to the cockpit bar.

BIGGEST BEDS IN ITS CATEGORY

Two fully equipped private cabins and an unrivalled bed size for a sport boat in the 33 foot category.

HIGHEST CEILINGS BELOW DECK

The ceiling height in the cabins and saloon is unique in this category and gives plenty of space and light.





ENJOY BOATING: AT ANY TIME. AT ANY SEA.

Escape everyday's business in any direction of the compass: The C330 was created for all regions worth to be cruised – from hot climate regions to northern waters. A sporty performance, spacious cabins and a well-sheltered living space on deck make the C330 a perfect hideaway throughout the entire year.





enjoy the
LIGHT

feel the
SPACE

combine functionality with
DESIGN

All Sealine models are born of the same values: They feature wide interior spaces, an amazing quantity of natural light and outstanding design with German Engineering inside. As for these trademarks, the C330 displays the true spirit of Sealine.



SEALINE C330





FUN AT FIRST SIGHT: GREAT DESIGN CAN BE THAT SIMPLE.

Take a look at the C330, and your holidays have already started. The voluminous and lightflooded superstructure promises a joyful cruise on every seamile you travel, whilst her sleek and lightweight look immediately creates the mood for an easygoing time out.

EXTERIOR DESIGN





Fancy full sunlight? Or is it time to cool down in the shade? Thanks to the two opening roof sections, any wish about light on deck will be satisfied. One roof section is located above the saloon, one slides over the aft deck.





At a length of 33 feet, the C330 offers many sociable and cosy places. Due to the recessed superstructure, guests enjoy open views to the sea while being seated.

The galley is angled by 90 degrees and forms the lower part of the rear wall when the tilting window is closed. With the tilting window completely open, the corner turns into a bar, creating an easygoing atmosphere on board.



Onboard the C330, boaters have always the choice whether to relax inside or outside: two equally sized L-shaped sofas – located in the saloon and the aft deck – underline the C330 is an all-weather cruiser.

The reasoned layout provides easy access to all parts of the boat: using the side door, it takes just a few steps to the bow area. A gap between aft sofa and bulwark seamlessly connects main deck and bathing platform.





AT SEA YOU FEEL FREE. WHY SHOULDN'T YOU INSIDE YOUR YACHT?

Two fully-equipped private cabins: highly unusual for this size of a boat. The bed size: class-leading. The ceiling height: unmatched. Take the spirit of freedom you get at the ocean to the inside. The voluminous living space makes it happen.



INTERIOR DESIGN



Cockpit area and aft deck are connected by a bifold door and a tilting window. These two design elements enable you to respond to any weather condition. Open both on a sunny cruise and make the rear wall completely disappear. Close them to enjoy stunning panoramic views to the sea even in damp weather.

As with all Sealine motor yachts, the cabins invite you also to explore their impeccable appointments. High-quality finish and great attention to detail is evident from bow to stern. Rich materials are found throughout including leather and stainless steel.





Once inside, you realise why light switches are rarely used on this boat before sunset. Large hull windows provide abundant natural light – as well as wonderful views to the maritime scenery beyond. Additional skylights fill the rooms with even more daylight from above.

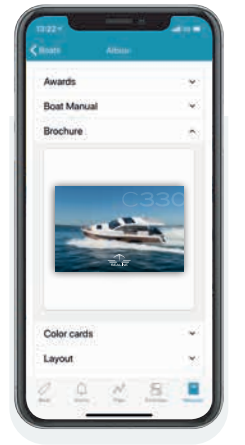
All interiors can be configured with various furniture woods from a friendly bright oak to darker shades of colour which make the ambience more elegant and classy.

MY SEALINE SAFETY CLOUD

YOUR ENTIRE YACHT IN YOUR HAND

Everyone is talking about the digital future. But Sealine is implementing it – with the first cloud-based telematics system for series production motor yachts. You can access your boat's technical data and functions live via the mobile app or via the owner's area at www.sealine.com

Intelligent functions such as BoatMonitoring, eLogbook and eServicebook enable you to keep an automatic logbook, stay on top of all servicing dates and monitor your yacht seamlessly.



MANUALS

All manuals and instructions within one app.



BOAT MONITOR*

FRIDGE

Turn on/off remotely

LIGHTS

Turn on/off

HATCH/DOOR SENSOR

Monitor unauthorised access

SHORE POWER

Monitor connection

ENGINE

Monitor activity

MOTION SENSOR

Collision and grounding detection

FUEL TANK

Monitor level

WATER TANK

Monitor level

BATTERY BANK

Monitor level

GPS, WIND AND SPEED DATA

ANCHOR WINCH

Monitor activity

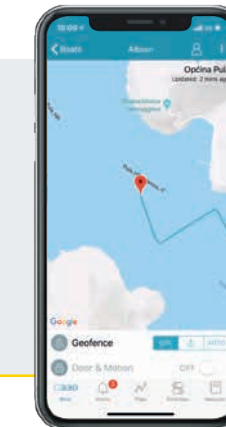
BOW THRUSTER

Monitor activity

BILGE PUMP

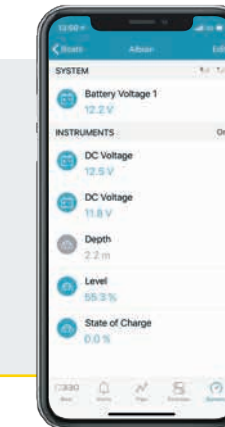
Monitor activity

*Control and sensors depend on the configuration of your Sealine.



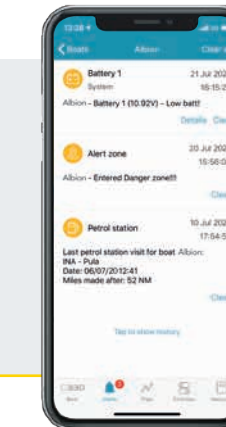
POSITION

Track your position in real time.



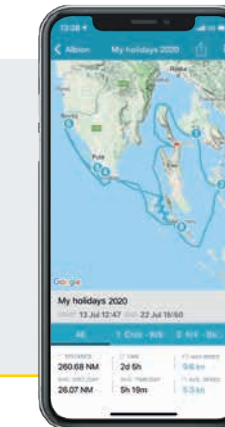
SENSORS

Monitor your charge levels and devices.



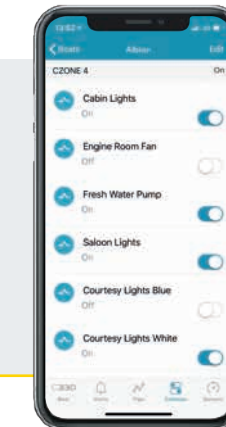
ALARMS

Push notifications on current events.



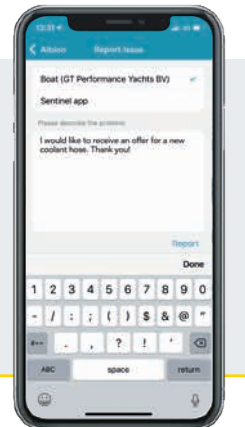
TRIP LOG

Share your cruises and track data with friends.



CONTROL

Operate your electronic devices by remote control.



LIVE REPORT

Direct contact to your dealer for quick help.

BORN TO PERFORM


Outstanding boating characteristics are part of the Sealine experience. From the shape of the hull to the engines, we have pulled out all the stops to ensure the C330 gives you special moments on the water.

SEALINE C330




HIGH PERFORMANCE AND LOW NOISE

Choose your engines between 1 x Volvo Penta D6-340, 2 x D3-220 or 1 x D6-400. Both of the stronger configurations achieve a max. speed of 31 knots.



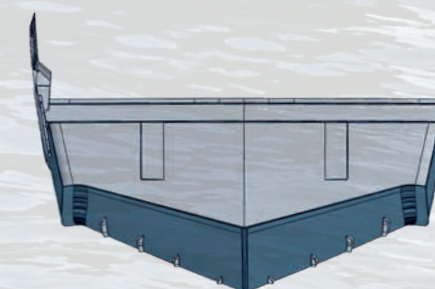
LAMINATED POWER GRID

The hull reinforcements of the Sealine C330 are elaborately laminated – giving you the advantages of a high-strength yacht with a reduced weight.




DEEP V-SHAPE KEEL

The Sealine C330 hull has a deep V-shape. This means the Sealine is exceptionally stable in the water, making for more comfortable boating.



UPRIGHT STEM

The vertical bow with its curved foot pierces the waves elegantly and efficiently. This, in turn, results in more comfort and more boating pleasure.





PRINCIPAL DIMENSIONS (according to ISO 8666)

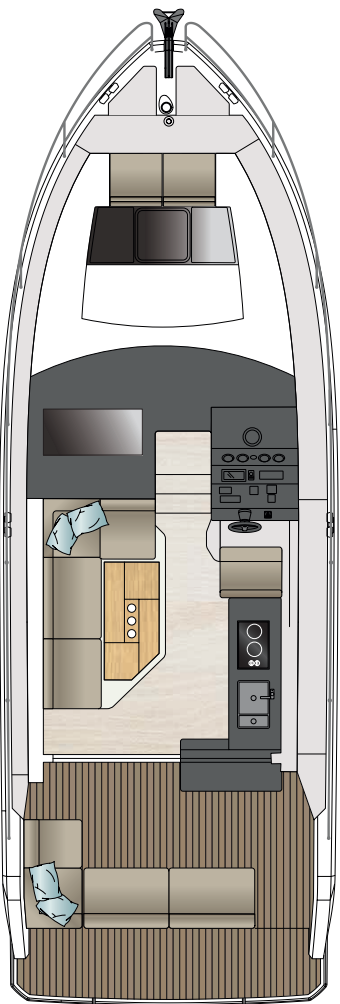
Length Overall	10.31 m	33' 10"
Length of Hull	9.99 m	32' 9"
Beam	3.50 m	11' 6"
Height above waterline incl. mast	3.42 m	11' 3"
Height above waterline excl. mast	2.74 m	8' 11"
Draught (Tmax)	1.03 m	3' 5"
Fuel capacity	570 l	125 UK gal
Water capacity	220 l	48 UK gal
Displacement	6.67 t	6.56 UK t
CE Category	B	B
Max. person	8	8

ENGINE STANDARD

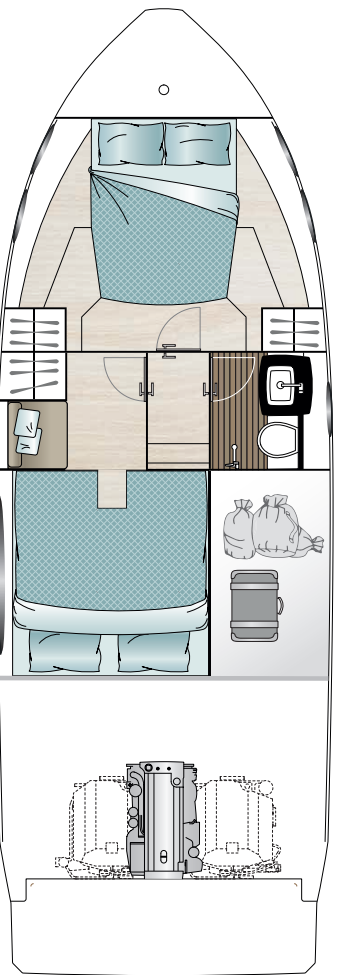
1 x Volvo Penta D6-340 25/26 knots*

ENGINE OPTIONS

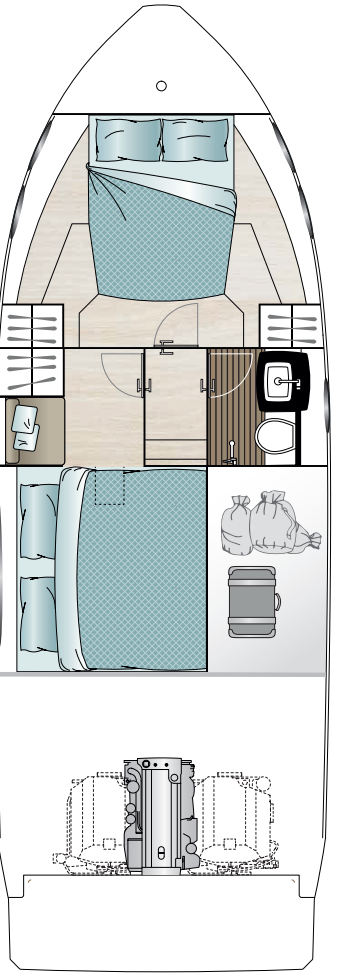
2 x Volvo Penta D3-220 30/31 knots*
1 x Volvo Penta D6-400 30/31 knots*



MAIN DECK



LOWER DECK
standard



LOWER DECK
optional


* All performance figures are given in good faith and are intended as an indication. These figures cannot be guaranteed as top speed in particular is affected by the cleanliness of the hull, conditions of the propellers, weight carried and air/sea temperature. Sealine reserves the right to change specifications in line with the company policy of improvement through research and development. Errors and omissions expected. Please check with your dealer for a full list of inclusions.
This brochure is not contractual. The yachts depicted partly comprise special equipment not included in the standard scope of supply. Illustrations may not correspond with current versions. Subject to alterations in design and equipment without notice and errors excepted. Photos: Michael Amme. Print: EGGERSDRUCK. Artwork: smz GmbH



LIMITLESS VARIETY

MATCHLESS QUALITY

The manufacturing quality of the Sealine C330 is a multi-sensory experience. Exquisite materials spoil the eye with every glance. A subtle scent of finest leathers blends with the pleasing feel of elegant woods. Anything you see or touch was masterfully handcrafted by superb boat builders. Enjoy an exclusive atmosphere that can only be created by the perfect match of sophisticated details.



EACH SEALINE IS ONE OF A KIND

With your personal selection of colours and textures, you transform your Sealine into a unique expression. Five teak variants are available for the deck alone. We also offer special materials for cockpit seats and sun cushions. For the interior you can choose between different furniture woods, upholstery and curtains, while underfoot, select from wood or carpet.



GERMAN PRECISION AND PASSION FOR THE SEA. THAT'S WHAT A SEALINE IS MADE OF.

In 2013, the Sealine brand found a worthy new home on the German Baltic coast. At our shipyard in Greifswald we have perfected the interplay between state-of-the-art manufacturing techniques and skilled employees.

The outstanding people in our team perform their work with enormous experience, a deep understanding of the customer and great dedication.

In addition, we are thrilled to cooperate with our British partner Bill Dixon. Working closely with our concept design team, the award-winning naval architect is creating a new range of innovative Sealine models.

Above all, we believe that what holds true for the experienced boater, also holds true for us as boat builders. Beyond the individual skill, there is something which genuinely binds all of us at Sealine: A great passion for the sea.



DROP ANCHOR AT SEALINE

YOUR LOCAL SEALINE DEALER IS LOOKING
FORWARD TO YOUR VISIT.

SEALINE C330



CRUISER SERIES



C330



C390



C430



C530

FLYBRIDGE SERIES



F430



F530

OUTBOARD V-SERIES



S330v



C330v



C390v

SPORT SERIES



S330



S430



www.sealine.com

Sealine Ladebower Chaussee 11 D-17493 Greifswald