



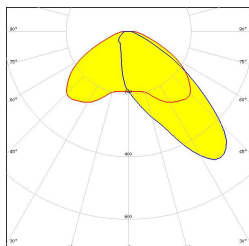
SPECIFICATIONS

Puissance	40W
Flux à 3000K – IRC90	4000lm
Configuration	Encastré de sol fixe
Température de couleur au choix	De 2200K à 5000K-RGBW-TW
IRC	90
Angle d'éclairage au choix	Asymétrique-60°-Elliptique
Alimentation au choix	48VDC-230VAC
Pilotage au choix	ON/OFF-DALI-DMX
Protection	IP68
Matériaux	Aluminium
Finition	Anodisation – Thermolaquage RAL au choix
Poids	3kg

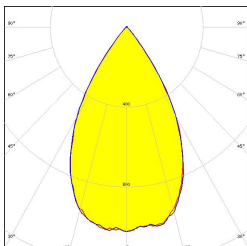


PHOTOMETRIES

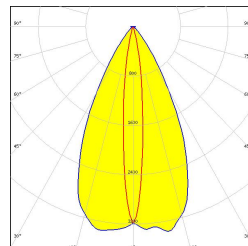
Asymétrique



60°



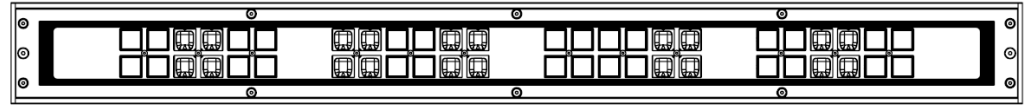
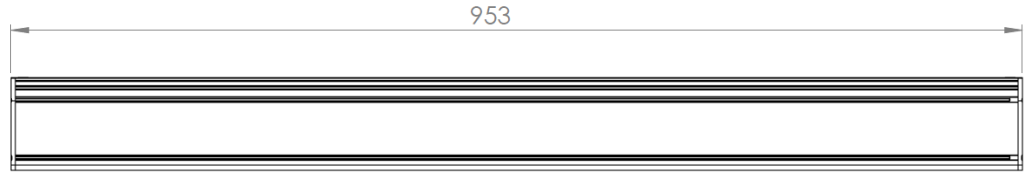
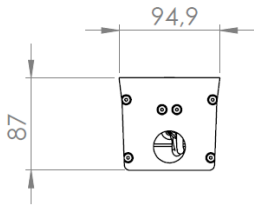
Elliptique



Autre photométrie sur demande



DESSIN DIMENSIONNEL (mm)





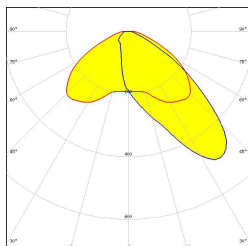
TECHNICAL DATA

Power	40W
Lumen output à 3000K – IRC90	4000lm
Mounting	Floor recessed
Color temperature of choice	From 2200K to 5000K-RGBW-TW
CRI	90
Beam angle of choice	Asymmetric-60°-Elliptic
Input	48VDC-230VAC
Control of choice	ON/OFF-DALI-DMX
Ingress Protection Rating	IP68
Material	Aluminium
Finish	Anodization – Powder-coated in any RAL color
Weight	3kg

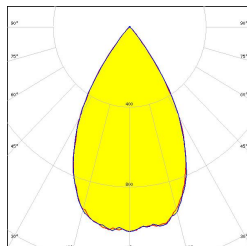


BEAM ANGLE

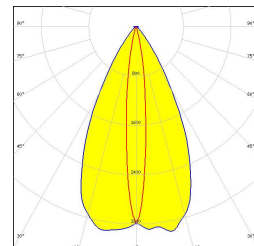
Asymmetric



60°



Elliptic



Other beam angle on request



DIMENSIONAL DRAWING (mm)

