





# ONE PAGER INFORMATION DESIGN

## COLORS

	0 0 0 0 0 0
	46 188 227 150 150 150
	0 85 100
	172 255 43 255 48 48



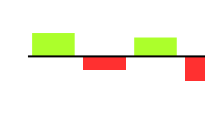




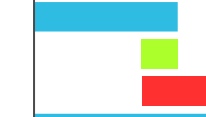
FONT  
TABLES

DIAGRAMS

HIGHLIGHTS

POSITIVE  
NEGATIVE

## DIAGRAMS

	COLUMN 	LINE 	DEVIATION 	WATERFALL 
TIME	BAR 	PIE 	DEVIATION 	

## TYPEFACE

TYPE Arial

PERMITTED FORMATS Normal & **Bold**

NO COLORING Red & Green

## MICRO CHARTS

PIE 	Proportion
COLUMN 	Course
LINE 	Trend

## TABLE DESIGN

1	Sales TEUR 2017, PY			6
		PY	ACT	
2	Stuttgart	2.238	1.359	
	Aalen	1.760	1.804	
	Heilbronn	1.459	1.721	
	Heidenheim	1.443	1.476	
3	<b>BADEN-WUERTTEMBERG</b>	4 <b>6.900</b>	<b>6.360</b>	5

- |                          |                                 |
|--------------------------|---------------------------------|
| 1 TITLE CONCEPT          | 4 TEXTS (aligned left)          |
| 2 TEXTS & FIGURES        | 5 FIGURES (aligned right)       |
| 3 TOTALS (bold capitals) | 6 COLUMN HEADER (aligned right) |