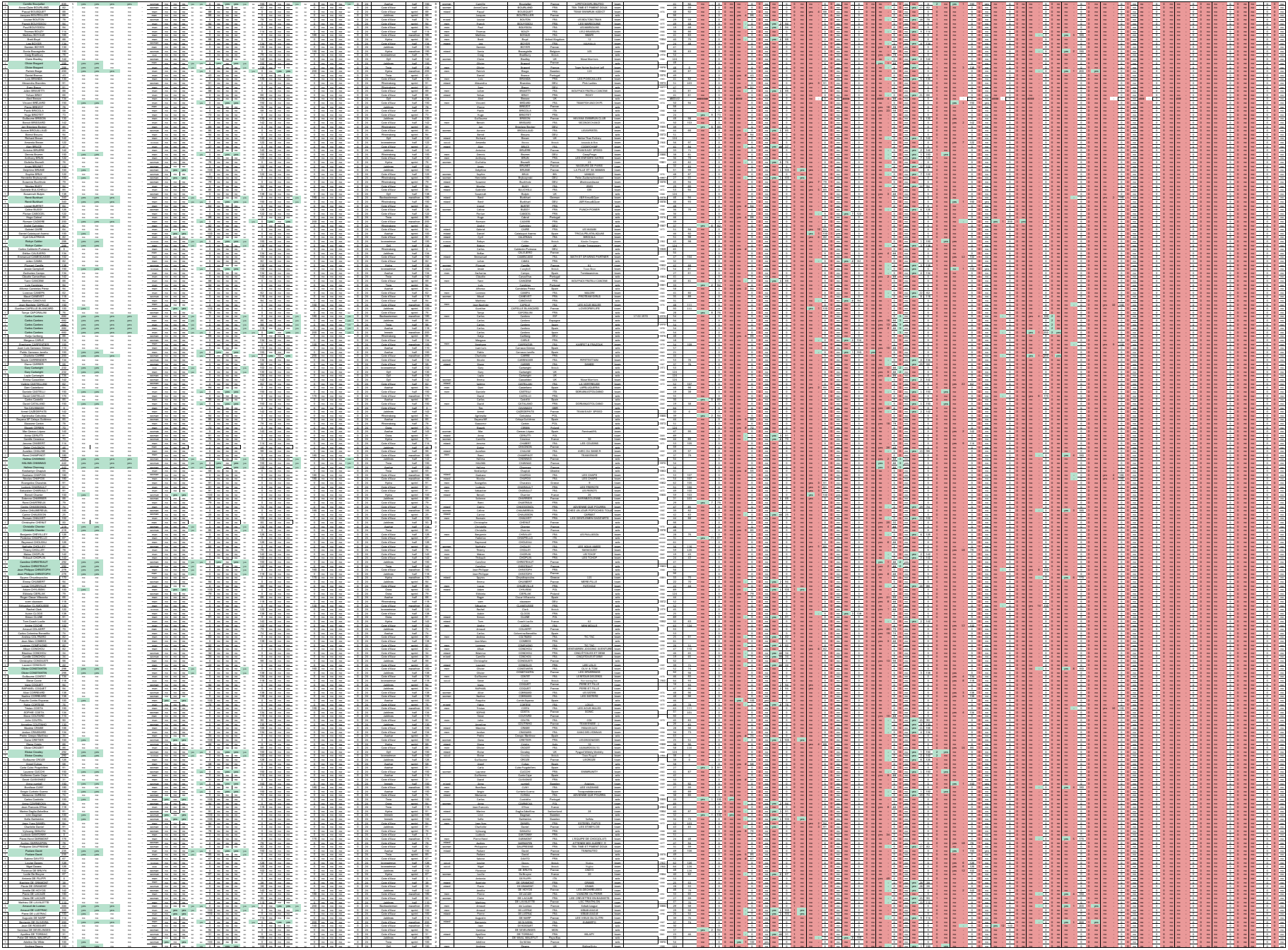

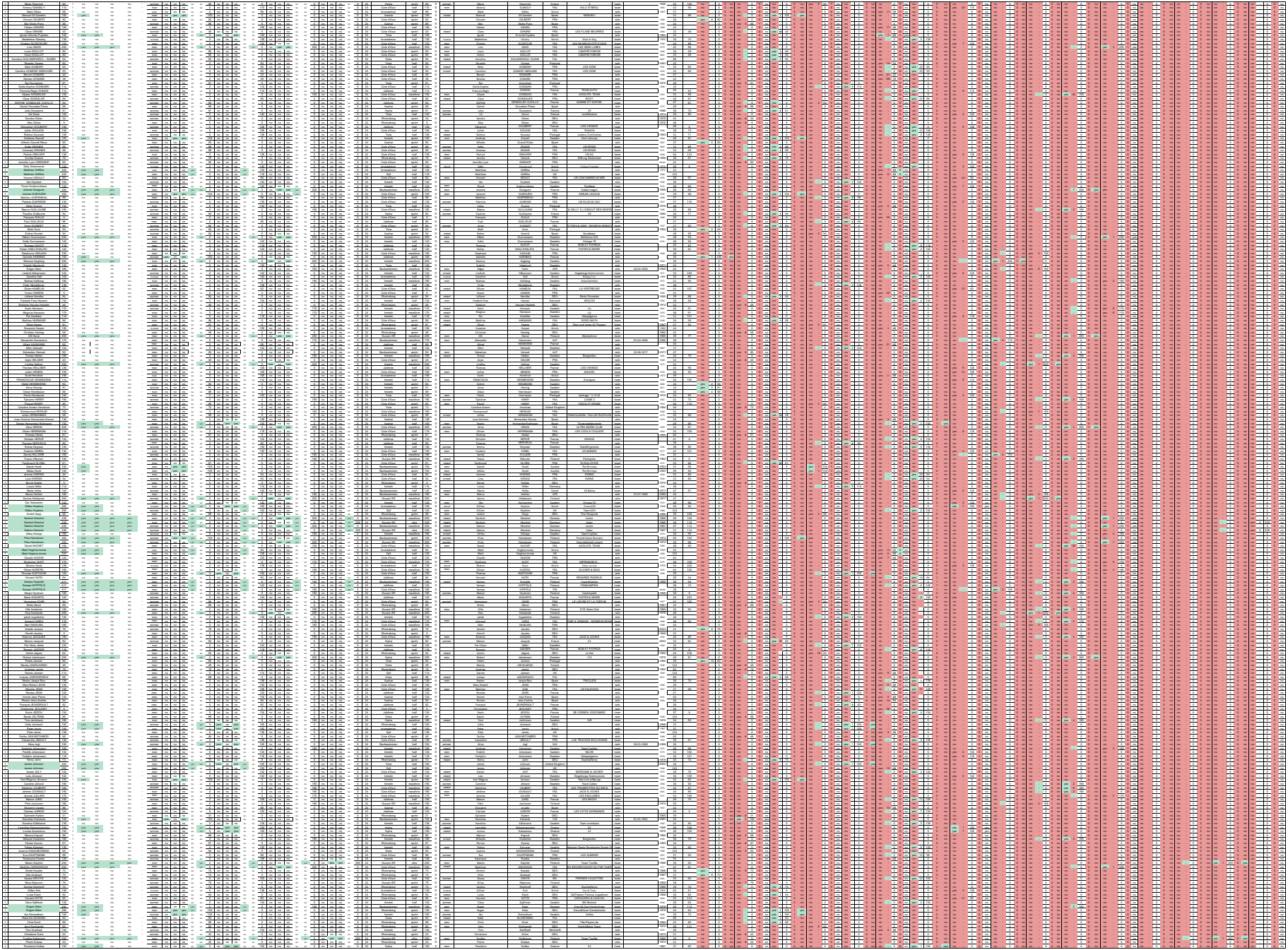


Item No.	Description	Unit	Quantity	Rate	Amount
1
2
3
4
5
6
7
8
9
10
11
12
13
14
15
16
17
18
19
20
21
22
23
24
25
26
27
28
29
30
31
32
33
34
35
36
37
38
39
40
41
42
43
44
45
46
47
48
49
50
51
52
53
54
55
56
57
58
59
60
61
62
63
64
65
66
67
68
69
70
71
72
73
74
75
76
77
78
79
80
81
82
83
84
85
86
87
88
89
90
91
92
93
94
95
96
97
98
99
100







Gene	Accession	Contig	Coordinates	Orientation	Score	GC	GC _{95%}	GC _{1%}	GC _{0.5%}	GC _{0.1%}
Gene 1	Accession 1	Contig 1	Coordinates 1	Orientation 1	Score 1	GC 1	GC _{95%} 1	GC _{1%} 1	GC _{0.5%} 1	GC _{0.1%} 1
Gene 2	Accession 2	Contig 1	Coordinates 2	Orientation 2	Score 2	GC 2	GC _{95%} 2	GC _{1%} 2	GC _{0.5%} 2	GC _{0.1%} 2
Gene 3	Accession 3	Contig 1	Coordinates 3	Orientation 3	Score 3	GC 3	GC _{95%} 3	GC _{1%} 3	GC _{0.5%} 3	GC _{0.1%} 3
Gene 4	Accession 4	Contig 1	Coordinates 4	Orientation 4	Score 4	GC 4	GC _{95%} 4	GC _{1%} 4	GC _{0.5%} 4	GC _{0.1%} 4
Gene 5	Accession 5	Contig 1	Coordinates 5	Orientation 5	Score 5	GC 5	GC _{95%} 5	GC _{1%} 5	GC _{0.5%} 5	GC _{0.1%} 5
Gene 6	Accession 6	Contig 1	Coordinates 6	Orientation 6	Score 6	GC 6	GC _{95%} 6	GC _{1%} 6	GC _{0.5%} 6	GC _{0.1%} 6
Gene 7	Accession 7	Contig 1	Coordinates 7	Orientation 7	Score 7	GC 7	GC _{95%} 7	GC _{1%} 7	GC _{0.5%} 7	GC _{0.1%} 7
Gene 8	Accession 8	Contig 1	Coordinates 8	Orientation 8	Score 8	GC 8	GC _{95%} 8	GC _{1%} 8	GC _{0.5%} 8	GC _{0.1%} 8
Gene 9	Accession 9	Contig 1	Coordinates 9	Orientation 9	Score 9	GC 9	GC _{95%} 9	GC _{1%} 9	GC _{0.5%} 9	GC _{0.1%} 9
Gene 10	Accession 10	Contig 1	Coordinates 10	Orientation 10	Score 10	GC 10	GC _{95%} 10	GC _{1%} 10	GC _{0.5%} 10	GC _{0.1%} 10

