

WINTHER BIKES

Every Day, A Safe Start With Winther Kangaroo Bikes

winther®



Engineer Safe Tra

ered For ansport

Explore Your Every Day With Winther Bikes

A new place to live, the arrival of a cute newborn. Life changes, and so will your transportation needs. Winther Kangaroo Bikes meet your family's needs for secure and comfortable transportation of even the smallest member of your family. Easy manoeuvring properties combined with solid craftsmanship delivers safe transportation of your family.



WINTHER KANGAROO – A FAMILY’S BEST FRIEND

We strive to make the most optimal cargo bikes that you as a family can trust – every day. Our bikes are long-lasting and offer a sustainable transportation solution based on innovative design – so you can focus on all the other important things in life.



A Bike To Be Trusted



Crafting Bikes For Generations

Since 1932, Winther has manufactured bikes. Bikes built on a vision of safe child transport. Bikes that your kids love more than your car. Bikes built on the newest materials and extensive know-how. Bikes that you love to ride. Bikes that you can trust.





PASSION FOR THE EXTRAORDINARY BIKE EXPERIENCE

At Winther Bikes, we combine high standards of quality control with our engineering knowledge and know-how of bike production. This is how we provide safe, comfortable and sustainable bikes for every family. All Kangaroo bikes are customised to exactly fit the needs of your family at our premises near Silkeborg, Denmark. Here, we paint the frames by hand when you choose specific colours and test ride each and every one to ensure that what you get is a trustworthy, quality bike.

Designed For Safe Rides Every Day



Safety Features On Winther Kangaroo Bikes

THOUGHT-THROUGH IN EVERY DETAIL

Based on carefully selected components and features tested over time. All Winther Kangaroos are designed with safety in mind.





SAFETY FEATURES

A HYDRAULIC DISC BRAKES

Strong brakes are essential when riding with a precious load.

B HEAD PROTECTION

The strong aluminium bars offer protection above children's heads for added safety. Holding the cabin cover is their secondary purpose.

C REFLECTORS

We use several reflectors for increased visibility in traffic when dark: on the wheels, cabin base and hood.

D ROUNDED & SHOCK-ABSORBING CABIN BASES

Our cabin bases are formed in strong, impact-resistant PE or ABS plastic without any sharp edges. Enhances child comfort and safety during the ride.

E 5-POINT HARNESS

Ensures safely seated children during the ride.

F QUALITY COMPONENTS

We use well-known quality components like Shimano gears, Tektro brakes and more for added safety and durability.

Meet The Winther Kangaroo Family

EACH A UNIQUE CHARACTER

All Winther Kangaroo Bikes are optimised to carry your family and all that's precious to you. All come with or without e-motor.

Cargoo



Kangaroo Lite



Kangaroo Luxe




Kangaroo Luxe

Unique advantages make Kangaroo Luxe the ultimate cargo bike. It is designed for optimal transportation of children, considering both their comfort as well as the rider's.

TECHNICAL SPECIFICATIONS

FRAME CONSTRUCTION	Aluminium 6061
CABIN BASE	Impact-resistant polyethylene (PE), UV stabilised
HOOD	Nylon, shower-proof
STEERING SYSTEM	Head tube solution. Ensuring stable and dynamic steering properties
STEERING DAMPER	1 setting
FRONT WHEEL SUSPENSION	Stand-alone torsion bar suspension on the front wheels
FRONT WHEELS	20×1.75 with mono-suspended hub, double-walled aluminium rim and hydraulic disc brakes as standard
REAR WHEELS	26×1.75 with different gear and brake options
NET WEIGHT	38 kg
LOAD CAPACITY	100 kg, excl. rider. Rider max. 110 kg
WHEEL TRACK SPACING	86 cm
DIMENSIONS	Length: 210 cm, width: 90 cm, height: 120 cm
CABIN DIMENSIONS	Length: 95 cm, width: 70 cm, elbow width: 77 cm, height from cabin seat to hood: 77 cm





FRAME
HOOD
DESIGN



Leif Hagerup and Lars Malmberg

ULTIMATE COMFORT

The cabin is spacious with plenty of room for up to two children (135 cm tall). It is easy for little ones to enter themselves due to the low entry point, saving the adult a lot of lifting. The specially designed mesh seat reclines and can be set to face the adult. Convenient when wanting to keep eye contact with your child and comfortable when they take a nap on the way home. Behind the seats, there is plenty of room for luggage and more.

The handlebar can be adjusted into several positions fitting each individual. The cabin hood comes with a sunroof, a convenient pocket at the rear end and side windows that open for extra ventilation.

TECHNICALLY ADVANCED

The lightweight, torsionally rigid aluminium front frame makes it easy to manoeuvre. It offers great road-holding qualities in combination with the built-in torsion suspension. It comes with a steering damper and hydraulic disc brakes for optimal safety.

GEAR & E-MOTOR OPTIONS

Choose between Shimano Nexus 7G with coaster brake or Alfine 8G with disc brake. With e-motor it comes with either:


Shimano StEps Di2 5G (automatic) or Alfine 8G (manual) including disc brake. Or choose a Promovec Cargo Motor with SRAM X4 and 8 external gears.

Kangaroo Lite

The user-friendly, to-the-point design delivers everything you need in a cargo bike. A spacious cabin, ergonomic seats and a low entry point for kids to enter themselves ensure an enjoyable ride.

TECHNICAL SPECIFICATIONS

FRAME CONSTRUCTION	Aluminium 6061 (rear), steel (front)
CABIN BASE	Impact-resistant ABS plastic, UV stabilised
HOOD	Nylon, shower-proof fabric
STEERING SYSTEM	Head tube solution. Ensuring stable and dynamic steering properties
FRONT WHEELS	20×1.75 with mono-suspended hub, double-walled aluminium rim and hydraulic disc brakes
REAR WHEELS	26×1.75 with different gear and brake options
NET WEIGHT	39 kg
LOAD CAPACITY	100 kg, excl. rider. Rider max. 110 kg
WHEEL TRACK SPACING	81.5 cm
DIMENSIONS	Length: 207 cm, width: 89 cm, height: 115 cm
CABIN DIMENSIONS	Length: 86 cm, width: 71.5 cm, head height from cabin seat to hood: 74 cm



FRAME
HOOD
DESIGN



Leif Hagerup and Lars Malmborg

SPACIOUS ROOM FOR KIDS

There is plenty of space for children up to 130 cm here. Similar to the Kangaroo Luxe, the entrance point is low, making it is easy for children to enter and exit. The blow-moulded PE plastic seats are designed to ensure a correct ergonomic position where the backrest offers support. The seats come with five-point harnesses. Behind the seats, there is plenty of room for luggage.

The cabin cover has a panoramic window so you can easily keep an eye on the kids while riding. The front of the cabin opens, as well as the rear end. Side windows that partly open provide added ventilation.

DURABLE STRENGTH

The rear frame is made of aluminium while the front frame is made of rigid steel. It comes with hydraulic disc brakes and a steering damper in one position, making the Kangaroo Lite comfortable and stable to ride. The handlebar comes in one fixed position, fitting all riders.

GEAR & E-MOTOR OPTIONS

Choose between Shimano Nexus 7G with coaster brake or Alfine 8G with disc brake. With e-motor it comes with either:


Shimano STEPS DI2 5G (automatic) or Alfine 8G (manual) including disc brake. Or choose a Promovec Cargo Motor with SRAM X4 and 8 external gears.

Cargoo

Cargoo is our most flexible model. It is both suited for transporting children as well as all other precious items you may want to bring along.

TECHNICAL SPECIFICATIONS

FRAME CONSTRUCTION	Aluminium 6061 (rear frame), steel (front frame)
CABIN BASE	Impact-resistant ABS plastic, UV stabilised
HOOD	Nylon, shower-proof fabric
STEERING SYSTEM	Head tube solution. Ensuring stable and dynamic steering properties
STEERING DAMPER	1 setting
FRONT WHEELS	20×1.75 with mono-suspended hub, double-walled aluminium rim and hydraulic disc brakes
REAR WHEELS	26×1.75 with different gear and brake options
NET WEIGHT	43 kg
LOAD CAPACITY	100 kg, excl. rider. Rider max. 110 kg
WHEEL TRACK SPACING	81.5 cm
DIMENSIONS	Length: 207 cm, width: 89 cm, height: 114 cm (handlebar), 126 cm (hood)
CABIN DIMENSIONS	Length: 86 cm, width: 70 cm, head height from cabin seat to hood: 74 cm.



FRAME
HOOD
DESIGN



Leif Hagerup and Lars Malmberg

VERSATILE SPACE

The spacious box has plenty of room for both children and goods. Choose among a wide variety of seating options. Do you need a flexible space? Then go for the foldable bench solution. Or is your baby coming along? Then we have a Maxi Cosi adaptor to make your life easier when switching between transport modes. A single step at the front makes it easy for children to climb onboard themselves. It has a lower front, so it is also easy to lift children or heavy objects into and out of the platform.

The hood is easy to detach during summertime, and if it rains, attach it to the six fixing points and go. The hood opens at the front and rear. A flat cover is also an option when carrying goods.

MANOEUVRABILITY ON THREE WHEELS

A Cargo offers excellent steering properties and is easy to manoeuvre. The steering system is a head tube solution with a steering damper for a comfortable, stable ride. It comes with hydraulic disc brakes and the handlebar comes in one fixed position to fit all.

GEAR & E-MOTOR OPTIONS

Choose between Shimano Nexus 7G with coaster brake or Alfine 8G with disc brake. With e-motor it comes with either:

Shimano StEps Di2 5G (automatic) or Alfine 8G (manual) including disc brake. Or choose a Promovec Cargo Motor with SRAM X4 and 8 external gears.

Tailwind On Demand

All our Kangaroo models come with or without e-motor. An e-motor gives you the extra power boost to make your journey more comfortable. It encourages longer rides and suddenly the heavy load feels much lighter. Not to mention all the other benefits that an e-motor offers, such as emission-free travel, low maintenance and insurance costs, and no parking fees. A sustainable and fun way to get there faster. We offer you two e-options: Center motor (Shimano STePS 6100) or rear hub motor (Promovec).





SHIMANO STEPS E6100

This strong and lightweight 250 W – 36 V center motor gives you all the necessary assist for a natural ride. Its torque-based motor comes with a powerful 504 Wh Li-ion battery and a display which includes all needed functions, including a Bluetooth option so you can pair it up with your smartphone.

ELECTRONIC OR MANUAL GEAR SHIFTING

Choose between the new dedicated e-bike hub, Inter-5 Nexus with DI2 electronic shifting, or the well-known Alfine 8-gear hub with manual gear shifting. Both come with internal gears.



SHIMANO
STEPS

POWER	250 W/36 V
MAX. TORQUE	60 Nm
BRAKE SYSTEM	Disc 160 mm
BATTERY	14 Ah (504 Wh)
LIGHTS	Included
WEIGHT	2.88 kg
MAX. RANGE	Up to 45 km

* The battery range depends on the way you ride the bike, as well as other external factors, such as: state of charge, tyre pressure, terrain, motor setting, assist level, load, weight of rider, weather and more.

Promovec®
the e-bike solution

POWER	250 W/36 V
MAX. TORQUE	48 Nm
BRAKE SYSTEM	Disc 160 mm
BATTERY	11 Ah (396 Wh) / 15.6 Ah (561 Wh)
LIGHTS	Optional
WEIGHT	3.80 kg
MAX. RANGE	Up to 45 km

* The battery range depends on the way you ride the bike, as well as other external factors, such as: state of charge, tyre pressure, terrain, motor setting, assist level, load, weight of rider, weather and more.

PROMOVEC REAR HUB MOTOR

Highly durable and with a powerful 561 Wh battery and engine, this rear hub motor serves its purpose of taking you there faster. The 250 W – 36 V motor will give you the exact kick needed during your ride due to its advanced sensor system.

Operating the convenient display, you can choose between 4 assist levels. You can also check battery status, switch lights on/off, activate walk assist and more.

SRAM X4 – 8 EXTERNAL GEARS

The system comes with SRAM X4 – 8 external gears.



Customised To Fit Your Family

How many children will be onboard? Will you be bringing your baby along? In every Winther Kangaroo, you can customise the seat configuration to suit your needs. All our cabins take up to four children and we offer a variety of seat combinations, including a Maxi Cosi adaptor and more.

ENGINEERED FOR CHILDREN

We put our knowledge of child products into our seat solutions. The seats are e.g. carefully developed with a 100-degree seating angle. The right ergonomic position of children is our focus – important when used every day!



Additional Accessories For Every Need

What do you need? Practicality or added comfort?
Accessorise your bike! We offer lots of options that cover
your needs on a Winther Kangaroo. You can see some here
and check out our website at Wintherbikes.com for more.

RAIN COVER



LITE SEAT



AXA LOCK



INSECT SCREEN




SUN SHADE



LUXE SEAT



POCKET



ABUS LOCK







KANGAROO LUXE



KANGAROO LITE



CARGOO

	KANGAROO LUXE	KANGAROO LITE	CARGOO
FRAME CONSTRUCTION	Aluminium 6061	Aluminium 6061 (rear), steel (front)	Aluminium 6061 (rear), steel (front)
CABIN BASE	Impact-resistant polyethylene (PE), UV stabilised	Impact-resistant ABS plastic, UV stabilised	Impact-resistant ABS plastic, UV stabilised
HOOD	Nylon, shower-proof fabric	Nylon, shower-proof fabric	Nylon, shower-proof fabric
STEERING SYSTEM	Head tube solution ensuring stable, dynamic road-holding properties	Head tube solution ensuring stable, dynamic road-holding properties	Head tube solution ensuring stable, dynamic road-holding properties
STEERING DAMPER	1 setting	1 setting	1 setting
FRONT WHEEL SUSPENSION	Stand-alone torsion bar suspension on the front wheels	–	–
FRONT WHEELS	20×1.75 with mono-suspended hub, double-walled aluminium rim and hydraulic disc brakes as standard	20×1.75 with mono-suspended hub, double-walled aluminium rim and hydraulic disc brakes	20×1.75 with mono-suspended hub, double-walled aluminium rim and hydraulic disc brakes
REAR WHEELS	26×1.75 with different gear and brake options	26×1.75 with different gear and brake options	26×1.75 with different gear and brake options
NET WEIGHT	38 kg	39 kg	43 kg
LOAD CAPACITY	100 kg, excl. rider. Rider max. 110 kg	100 kg, excl. rider. Rider max. 110 kg	100 kg, excl. rider. Rider max. 110 kg
WHEEL TRACK SPACING	86 cm	81.5 cm	81.5 cm
DIMENSIONS	Length: 210 cm, width: 90 cm, height: 120 cm	Length: 207 cm, width: 89 cm, height: 115 cm	Length: 207 cm, width: 89 cm, height: 114 cm (handlebar), 126 cm (hood)
CABIN DIMENSIONS	Length: 95 cm, width: 70 cm, elbow width: 77 cm, height from cabin seat to hood: 77 cm	Length: 86 cm, width: 71.5 cm, height from cabin seat to hood: 74 cm	Length: 86 cm, width: 70 cm, height from cabin seat to hood rear end 74 cm



Enjoy The Ride!