

# EURABUS 3.0 Series E-Coach

15 m



# Dimensions and Weight

Pure electric bus, 3-axle; suitable climate: -20 °C to +45 °C; suitable altitude: 0-3000 m



Gross weight: max. 28000 kg


# Chassis and Body

Lightweight bus body

Full body aluminium design (incl. roof sheets)

Permanent anti-corrosion protection

Aluminum parts anodized



Cavity sealing




Cataphoretic painting



Bumper

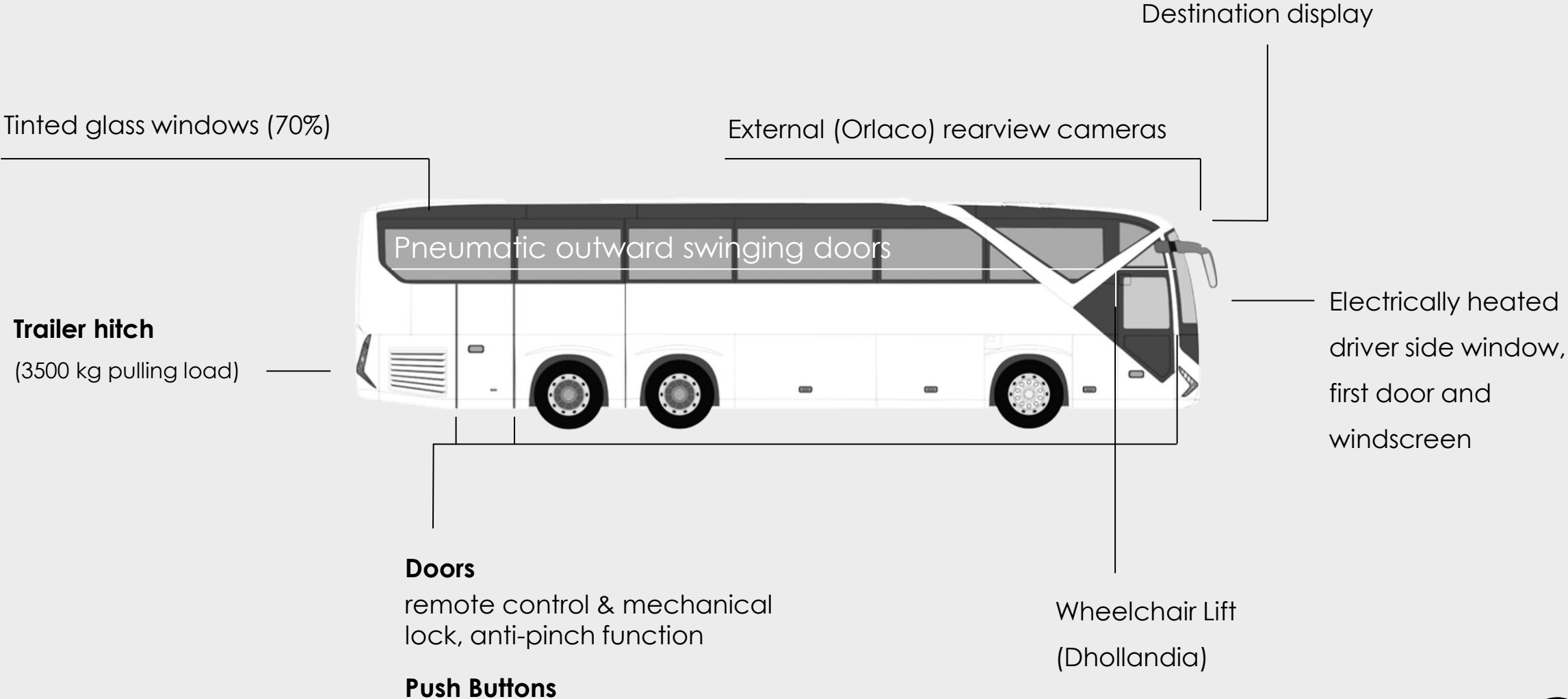
**GRP**

Front and rear bumper and lower side covers  
**GRP**



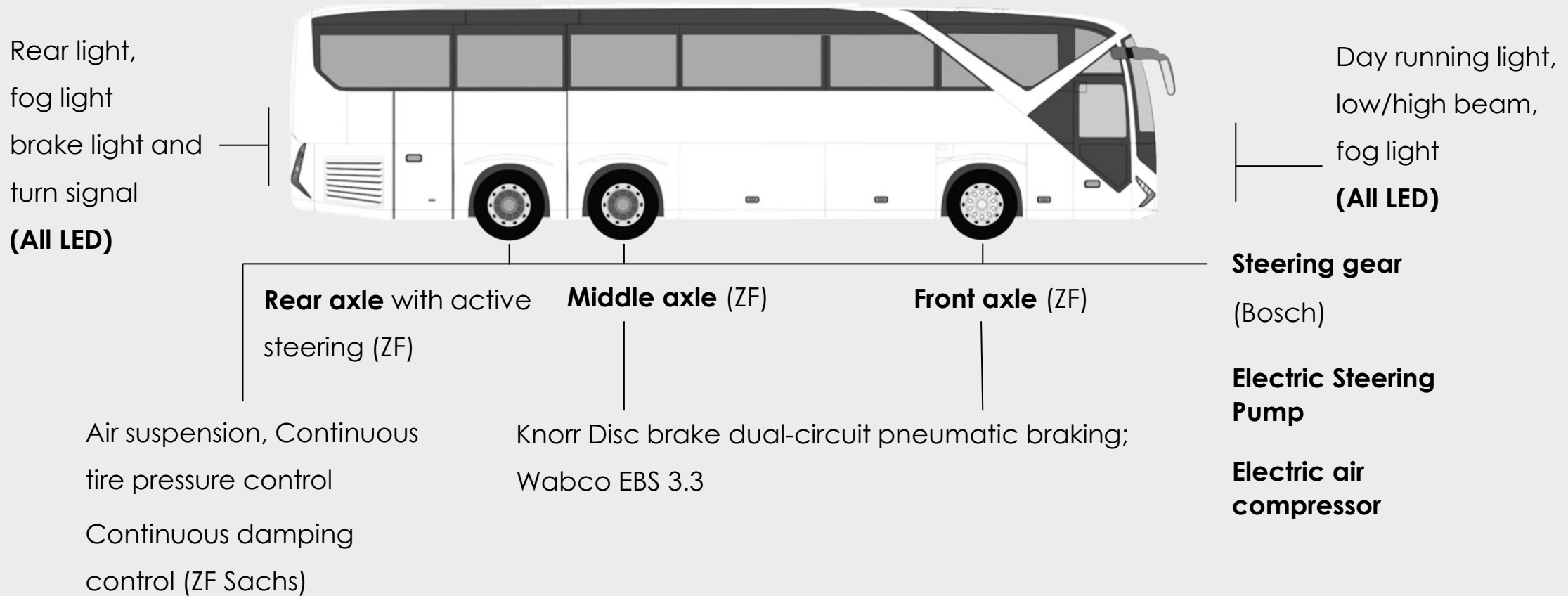
# Outside (I)

## Doors, Windows, Mirrors, Destination Display and Trailer Hitch



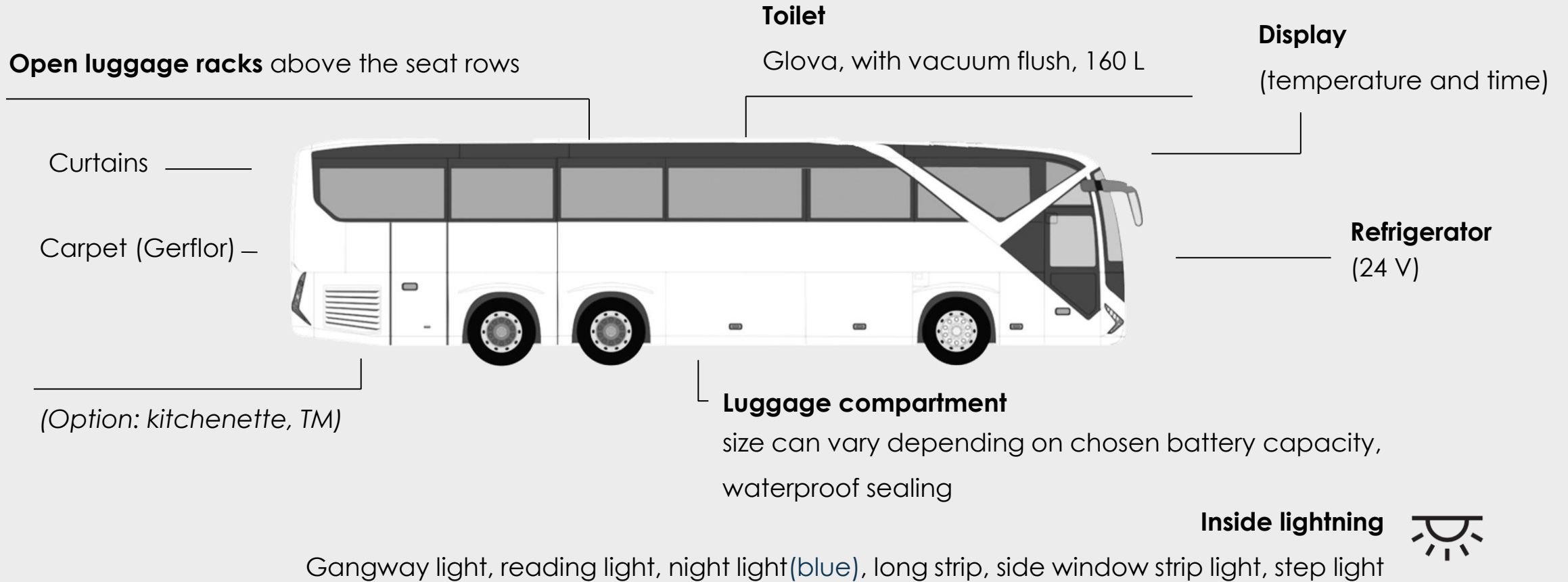
## Outside (II)

### Axles, Steering, Air Compression, Light, Suspension and Brake System



# Inside

## Lightning, Curtains, Carpet, Display, Refrigerator, Toilet and Luggage Compartments



# Seating and Climate System

**Number of seats:** 62 + codriver seat (and wheelchair place, -6 seats)  
(Seats are moveable; preset seat distance 79 cm)

**Air conditioning:** 25 kW  
(Option: hepa air filter with 99,99 % virus and particle clearance)

**With heat pump and side wall heaters**



Interior Example



## Driver seat (ISRI)

Air suspension, front / rear adjustable, reclining backrest, 3-point safety belt, integrated microphone (Bosch)



## Passenger luxury seat (Kiel)

Artificial leather, 2+2 layout, width 440mm, USB charger  
First row, the row behind emergency door, the middle seat of the last row: 3-point seat belt; others: 2-point seat belt  
(options: seat heating, 230V socket)

# Dashboard, Entertainment System and CCTV



## Audio and video system

(Bosch)

Bosch infotainment system  
by customer choice;  
19 inch screen, 10 speakers,  
radio



## Wi-Fi and internet system



## Driver dashboard with microphone

(Continental)



## CCTV system

inside middle door, front to rear and rear to front





# Drive Train and Range



## Driving range

Custom made

Very long range capable

## Top speed

Up to 100 km/h

Up to 100 km/h

## Standard power

260/370 kW

260/370 kW

## Torque

1970/3345 Nm

1970/3345 Nm



# Battery and Charging

## Li-Ion Battery (total capacity)

Up to 992 kWh

## Charging (CCS)

Up to 600 kW

## Charging time (full charging)

(depending on defined charging power and battery capacity)

4 – 10 h

**BMS:** Eurabus automotive qualified BMS, functional safety

## Charging plug:

AC (type 2, 63A, 44kW onboard charger or 2\*63A onboard charger, 66 or 88kW)

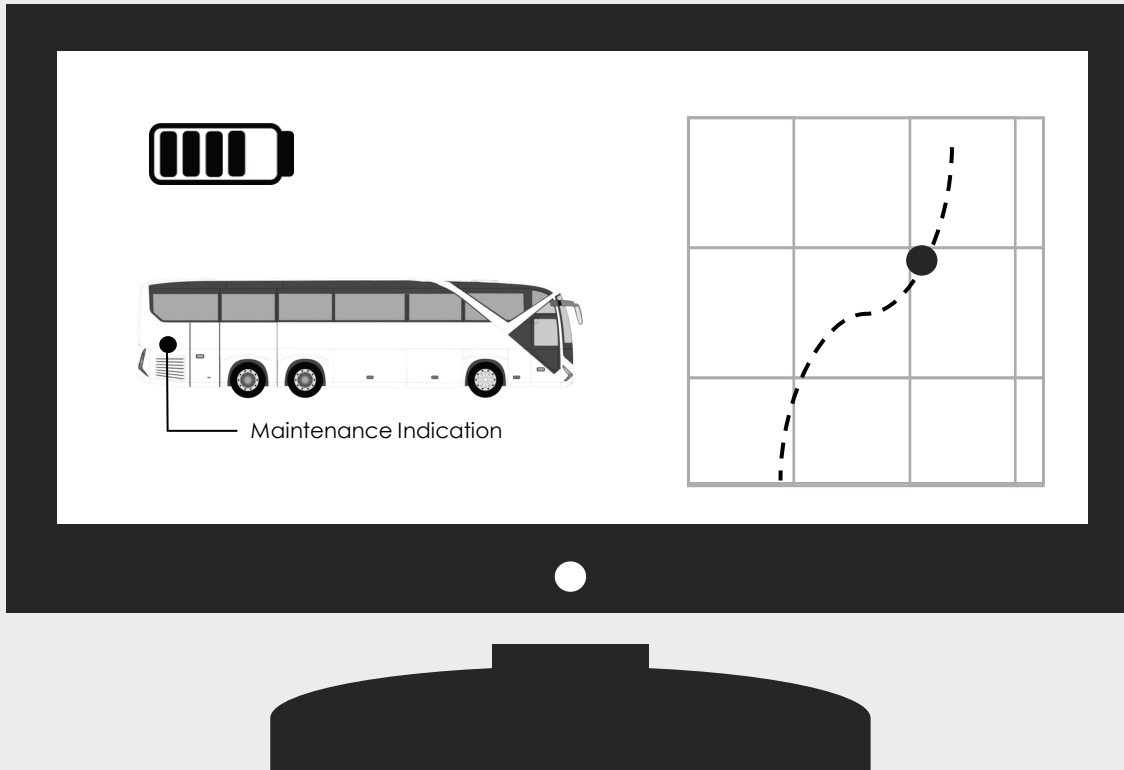
DC (option, CCS2, up to 500A or 2\* CCS2, 2\*500A)

**Emergency cut off system** at drivers workplace, rear compartment, charging inlet, service-disconnect for safe maintenance

**Auxiliary battery:** 2x 45 Ah, maintenance free, smart recharge

# Predictive Maintenance

## Online Monitoring and Remote Control System



### Dynamique driving range estimation

#### Online monitoring system for:

State of the bus (e.g. maintenance preparation, position)

State of the high voltage drive train and all other electronic systems

(Automatic reporting in the bus depot, integration to existing fleet management system possible)

#### Online remote control system for:

Heating/cooling system

Heating front glass, driver side window, outside camera mirrors, driver and passenger seats

Filling of air tanks

# Safety and Assistance Systems



## Acoustic vehicle alerting system

Automatic restart at each vehicle start, automatically working 0-20km/h (D and R)



## Park distance control

(acoustic)

Track recorder (VDO DTCO 4.0)




## Automatic fire detection system and fire extinguishers

2\*6 kg ABC (front and rear)



## Safety hammers

(incl. theft prevention sensors)



Horizontal handrail for safe walking



Yellow step marks



Blind spot radar and camera



Driving assistance



Anti-pinch & auto-reverse doors



# Contact

Eurabus GmbH

Rapsweg 23, 12683 Berlin, Germany

E-Mail: [sales@eurabus.de](mailto:sales@eurabus.de), [hello@eurabus.com](mailto:hello@eurabus.com)

Phone: + 49 30 921 090 764