

19/8/2021

Weekly Highlights

Survet results- In the II quarter of 2021, 127 cold storage facilities were active in Georgia, most of them were located in Shida Kartli region (49.6 percent). Active cold storage facilities are also located in Kakheti region (13.4 percent), in Tbilisi (10.2 percent), Kvemo Kartli region (7.9 percent), Adjara AR (7.1 percent), Samegrelo-Zemo Svaneti region (5.5 percent), Imereti region (3.9 percent), Mtskheta-Mtianeti region (1.6 percent) and Guria region (0.8 percent):

In the II quarter of 2021, the service was provided to 299 customers. The number of producers and resellers, from whom the product was purchased, totaled 254, while the annual average number of employed persons in cold storage facilities totaled 1263.

Exchange rate- As a result of August 5th, the value of one dollar became 3.1283 GEL and the value of one euro became 3.6648 GEL.

Covid 19- Confirmed coronavirus cases 496376, within the past 24 hours - 5914 ; Recovered- 432506; within the past 24 hours- 3316; Fatal outcome- 6532 , within the past 24 hours- 49.

Articles of the Week

EU simplifies export procedures for Georgian hazelnuts

The European Union (EU) is simplifying the export procedures for Georgian hazelnuts as a result of an increased confidence in the quality of Georgian hazelnuts and an effective policy of state control, announces the National Food Agency of Georgia.

Specifically, the standing committee on plants, animals, food and feed of the EU Commission's Directorate-General for Health and Food Safety has decided to reduce the frequency of inspection of Georgian hazelnuts exported to the EU. The agency reports that the decision of the committee was based on the measures taken by Georgia in 2020 to comply with the requirements of the European Union and to avoid aflatoxin contamination.

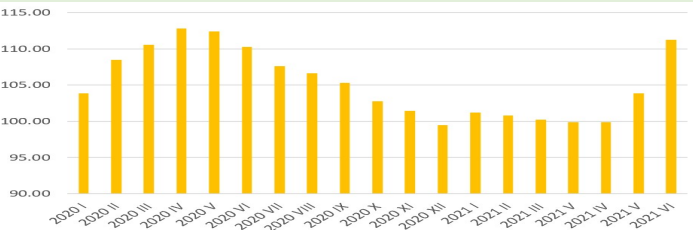
The decision was made on July 9 and will come into force on the twentieth day of its publication.

Georgia exported 18,000 tonnes of hazelnuts abroad in 2020, which is a 34% increase compared to 2019, says the Ministry of Agriculture of Georgia. To the EU alone Georgia exported 12,900 tonnes of hazelnuts last year, 59% more compared to 2019.

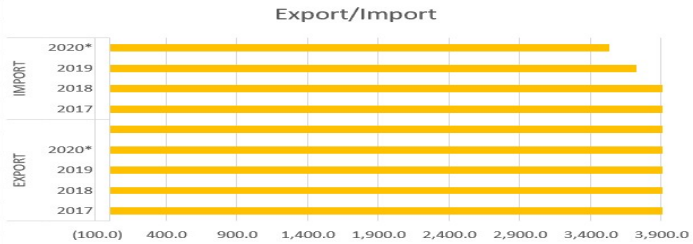
Statistics show that 44% of agri-food exports from Georgia to the EU comes from hazelnuts, followed by wine (15%) and mineral waters (also 15%).

Source: <https://agenda.ge/en/news/2021/2284>

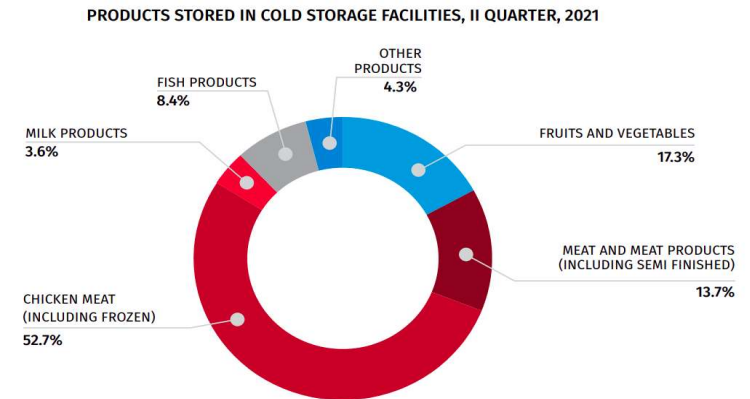
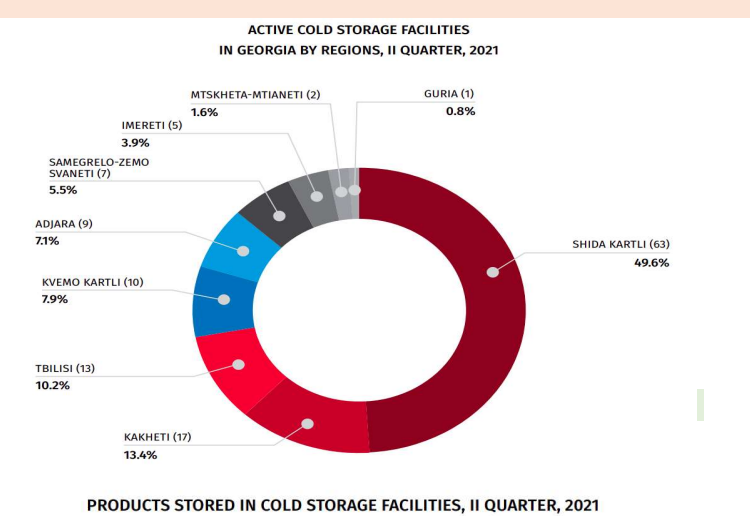
Detailed consumer price indices of Walnut in Georgia (Previous month = 100)



Trade balance of Nuts, fresh or dried, shelled or unpeeled, with or without skin of Georgia according to the positions of the SITC (2020) *thousands of \$



SURVEY RESULTS FOR COLD STORAGE FACILITIES (II QUARTER, 2021)



Governmental, Non-overnmental grants and subsidies of Agriculture

Co-financing of Processing and Storage Enterprises

Applications for the Processing Enterprise component will be accepted from 10 a.m. on April 20, 2021, till May 4, 2021 inclusive. Applications for the Savings Enterprise component will be accepted from 10 a.m. May 13, 2021, till May 28, 2021 inclusive will be accepted electronically from February 17, 2020 (via the website rda.gov.ge).

The project is initiated by the Ministry of Environmental Protection and Agriculture of Georgia and is implemented by the Rural Development Agency with The State budget funding. For registration please visit : enterprise.rda.gov.ge

The component of the Storage facilities provides provision of financial and technical assistance to companies interested in establishing new agricultural products storage enterprises (including for agricultural cooperatives); Financial assistance includes:

- Preferential agrocredit/preferential agroleasing;
- The Agency co-financing (Grant) *

* The Agency co-financing (Grant) - Free targeted co-financing (assistance) of the beneficiary by the Agency which is not the grant established by the Law of Georgia on Grants and is subject to taxation according to applicable tax legislation.

For more information visit: rda.gov.ge

Agricultural Report on Georgia #15

Agricultural commodities

Grains						
INDEX	UNITS	PRICE	CHANGE	%CHANGE	CONTRACT	TIME (EDT)
C 1:COM Corn (CBOT)	USD/bu.	561.25	-3.75	-0.66%	Dec 2021	12:22 AM
W 1:COM Wheat (CBOT)	USD/bu.	747.50	-3.75	-0.50%	Dec 2021	12:22 AM
O 1:COM Oats (CBOT)	USD/bu.	484.50	-2.75	-0.56%	Dec 2021	12:17 AM
RR1:COM Rough Rice (CBOT)	USD/cwt	13.27	-0.01	-0.11%	Sep 2021	8/18/2021
S 1:COM Soybean (CBOT)	USD/bu.	1,344.50	-8.75	-0.65%	Nov 2021	12:22 AM
SM1:COM Soybean Meal (CBOT)	USD/T.	358.70	-1.60	-0.44%	Dec 2021	12:22 AM
B01:COM Soybean Oil (CBOT)	USD/lb.	60.68	-0.80	-1.30%	Dec 2021	12:22 AM
R01:COM Canola (ICE)	CAD/MT	898.60	-6.20	-0.69%	Nov 2021	12:10 AM

Softs						
INDEX	UNITS	PRICE	CHANGE	%CHANGE	CONTRACT	TIME (EDT)
CC1:COM Cocoa (ICE)	USD/MT	2,673.00	+25.00	+0.94%	Dec 2021	8/18/2021
KC1:COM Coffee "C" (ICE)	USD/lb.	182.85	+0.85	+0.47%	Dec 2021	8/18/2021
SB1:COM Sugar #11 (ICE)	USD/lb.	20.17	+0.15	+0.75%	Oct 2021	8/18/2021
JO1:COM Orange Juice (ICE)	USD/lb.	136.25	-2.65	-1.91%	Nov 2021	8/18/2021
CT1:COM Cotton #2 (ICE)	USD/lb.	94.28	-0.55	-0.58%	Dec 2021	12:14 AM
OL1:COM Wool (ASX)	--	--	--	--	N/A	--
LB1:COM Lumber (CME)	USD/1000 board feet	468.00	+11.80	+2.59%	Sep 2021	8/18/2021
OR1:COM Rubber (Singapore)	USD/kg	173.40	-4.50	-2.53%	Nov 2021	12:23 AM
DL1:COM Ethanol (CBOT)	USD/gal.	2.22	0.00	0.00%	Sep 2021	8/18/2021

Livestock						
INDEX	UNITS	PRICE	CHANGE	%CHANGE	CONTRACT	TIME (EDT)
LC1:COM Live Cattle (CME)	USD/lb.	129.05	+0.93	+0.72%	Oct 2021	8/18/2021
FC1:COM Feeder Cattle (CME)	USD/lb.	165.83	+1.55	+0.94%	Oct 2021	8/18/2021
LH1:COM Lean Hogs (CME)	USD/lb.	89.10	+1.20	+1.37%	Oct 2021	8/18/2021

Economic Data on Georgia								
GDP								
	2018	2019	I 20*	II 20*	III 20*	IV 20*	2020*	I 21*
GDP at Current Prices, Bn ₾	44.6	49.3	11.1	11.1	13.3	13.9	49.4	11.3
GDP at Constant 2015 prices, Bn ₾	38.4	40.3	9.1	8.8	9.8	10.2	37.8	8.7
GDP Real Growth, Percentage	4.8	5	2.3	-13.2	-5.6	-6.8	-6.2	-4.3
GDP Deflator Change, Percentage	4.4	5.2	7.1	7.2	5.9	7.4	6.9	6.8
GDP Per Capita (At Current Prices), ₾	11 968.0	13 239.4	2 974.3	2 990.2	3586.7	3741.6	13292.7	3024.1
GDP Per Capita (At Current Prices), \$	4 722.0	4 696.2	1 016.3	952.9	1156.2	1144.1	4274.6	912.3
GDP at Current Prices, Bn US Dollars	17.6	17.7	3.8	3.6	4.3	4.3	15.9	3.4
Share of Agriculture in GDP, Percentage	7.8	7.4		TBA			8.4	TBA
Population & Unemployment								
	2017	2018	2019	I 20	II 20	III 20	IV 20	I 21
Economically Active Population (Workforce), Thousand People	1641.2	1605.2	1572.8	1545.2	1515	1526.9	1505.7	1447.2
Employed, Thousand People	1286.9	1295.9	1295.9	1262.7	1237.6	1269.11	1197.9	1129.7
Unemployed, Thousand People	354.5	309	276.9	282.6	277.4	259.8	307.8	317.5
Unemployment Rate, Percentage	21.6	19.2	17.6	18.3	18.3	17	20.4	21.9
Consumer Price Index (Inflation)								
	2015	2016	2017	2018	2019	2020		
Annual Average to the Annual Average	104	102.1	106	102.6	104.9	105.2		
December over Previous Year's December	104.9	101.8	106.7	101.5	107	102.4		

Review of Agricultural product- Hazelnut

Hazelnut, (genus *Corylus*), also called filbert, cobnut, or hazel, genus of about 15 species of shrubs and trees in the birch family (*Betulaceae*) and the edible nuts they produce. The plants are native to the north temperate zone. Several species are of commercial importance for their nuts, and a number are valuable hedgerow and ornamental trees grown for their colourful autumnal foliage.

An oil from the European filbert, or common hazel (*Corylus avellana*), is used in food products, perfumes, and soaps; the tree yields a reddish white soft timber, useful for small articles such as tool handles and walking sticks. Hazelnuts are deciduous; their leaves are alternate, serrate, obovate, and hairy. The plants range from 3 to 36 metres (10 to 120 feet) in height. In late winter a profusion of yellow male catkins and smaller red-centred clusters of female flowers appear on the same tree. The roundish or oblong brown nut, usually 1 to 4 cm (0.5 to 1.5 inches) long, is partly or wholly enclosed in a husk. The plants are deep-rooted moderately shade-tolerant trees that fruit best in well-drained soil and in full sun. **Source:** <https://www.britannica.com/plant/filbert-tree>



Choice nuts are produced by two Eurasian trees, the European filbert (*Corylus avellana*) and the giant hazel, o giant filbert (*C. maxima*), and by hybrids of these species with two American shrubs, the American hazelnut (*C. americana*) and the beaked hazelnut (*C. cornuta*). The large cobnut is a variety o the European filbert, and Lambert's filbert is a variety of the giant filbert. Nuts produced by the Turkish hazelnut (*C. colurna*) are sold commercially as Constantinople nuts. The former common name for the genus was hazel; various species were termed filbert, hazelnut, or cobnut, depending on the relative length of the nut to its husk, bu this distinction was found to be misleading.

Overview of Global hazelnut Market (www.tridge.com)

The top exporter in 2020 was Turkey with an export value of USD 991M.
The top importer in 2020 was Germany with an import value of USD 502M.
The top producer in 2019 was Turkey, with a production volume of 776K metric tons.

Rank	Country	Share in Export Value 2020	Export Value 2020, USD	1-Year Growth in Export Value 2019-2020	3-Year Growth in Export Value 2017-2020	Weekly Domestic Price Change 2021-08-18	Monthly Domestic Price Change 2021-08	Harvesting Seasonality
1	Turkey	57.99%	\$990.77M	-20.87%	-7.24%	+57.56%	+32.32%	-
2	Italy	13%	\$222.18M	+11.21%	-10.01%			-
3	Chile	7.39%	\$126.21M	+44.68%	+65.34%			-
4	Azerbaijan	6.7%	\$114.48M	-10.93%	-0.43%			-
5	Georgia	3.99%	\$68.14M	+18.59%	-15.11%	+3.13%	-27.78%	-
6	Germany	3.13%	\$53.50M	+22.14%	+22.34%			-
7	Netherlands	3%	\$51.34M	+2.45%	+0.94%			-
8	United States	0.99%	\$16.89M	+46.69%	+71.49%	+0.48%	+0.48%	High Season
9	Czechia	0.98%	\$16.75M	+64.48%	+61.4%			-
10	Spain	0.64%	\$10.95M	+17.08%	+3.88%	-16.8%	-21.21%	-

Company discription- Kalakuri

The company "Kalakuri" offers Georgian and foreign products. "Urban" Ltd has been operating in the consumer market for 12 years. Produces and sells local and imported natural products through a distribution ring. We offer Georgian hazelnuts (roasted, unroasted), almonds, pistachios, sunflowers, dried fruits of different types, both locally and from the Middle East. We also have delicious nuggets - assorted nuts and dried fruits, nuts with raisins, dried nuts, ground nuts with sesame seeds, honey and salt. All products are supplied to customers by weight as well as packaged - in packages of 150, 100, 80 and 50 g. We also offer groceries in the form of cereals, popcorn, burbushela, canned products (mushrooms, corn).



JV "GeoHolding & KSH" Consortium
Website: <https://www.ghksh.de/> **Email:** Marlam.burdiladze@ilcgeoholding.eu; trakil.gogiberidze@ilcgeoholding.eu
Facebook: <https://www.facebook.com/JV-GeoHolding-KSH-Consortium-109650230653196/>



This presentation is for information purposes only and does not constitute or form part of any offer to acquire, sell or otherwise dispose of, or issue, or any solicitation of any offer to sell or otherwise dispose of, purchase or subscribe for, any securities, nor does it constitute investment advice, nor shall it or any part of it nor the fact of its distribution form the basis of, or be relied on in connection with, any contract or investment decision. Certain statements in this presentation are forward looking statements. These forward looking statements are based on expectations and beliefs current as of the date of this presentation, and, by their nature, are subject to a number of known and unknown risks and uncertainties that could cause the actual results, performance and achievement to differ materially from any expected future results, performance or achievement expressed or implied by such forward looking statements. No representation, warranty or assurance (expressed or implied) is given or made by the forward looking statements contained in this presentation are accurate, complete, reliable or adequate or that they will be achieved or prove to be correct. The presentation disclaims any obligation or undertaking to disseminate any updates or revisions to any information contained in this presentation reflect any change in expectations, events, conditions or circumstances on which that information is based.

Disclaimer JV "GeoHolding & KSH" Consortium