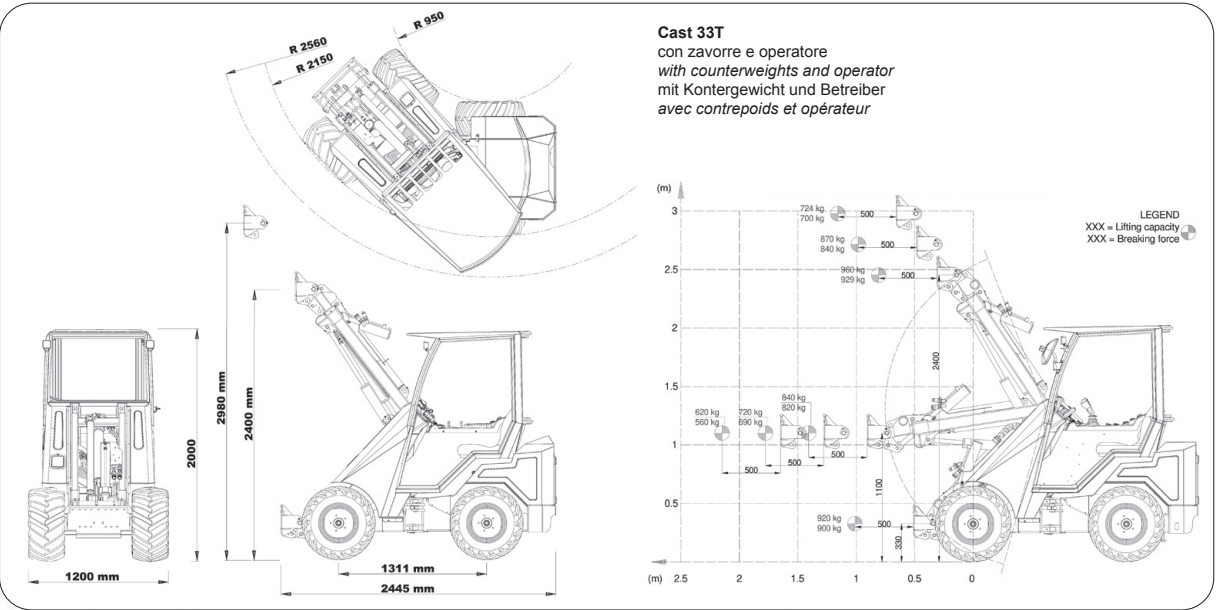


MODEL AND FEATURES	OPTIONALS INCLUDED	
CAST 23T Engine Kubota D902 Speed 10-12 Km/h Hydrostatic transmission 4WD Electric differential lock Water cooling 5- function Joystick Metal hood and rear hood	“Universal” coupling plate 12V power outlet: standard Ergonomic seat with belts: standard Rops/fops protection: standard Telescopic boom: standard Tractor wheels: 23x8.50-12 Weight: 1200 Kg	
CAST 28T Engine Kubota D1105 Speed 12 Km/h Hydrostatic transmission 4WD Electric differential lock Water cooling 5- function Joystick Metal hood and rear hood	“Universal” coupling plate 12V power outlet Ergonomic seat with belts Rops/fops protection Telescopic boom Tractor wheels 23x10.50-12 Weight 1250 Kg	
CAST 30T Engine Kubota D1105 Speed 14 Km/h Hydrostatic transmission 4WD Electric differential lock Water cooling 5- function Joystick Metal hood and rear hood Self levelling	LED working lights (2 on the front+1 on the back) “Universal” coupling plate 12 V power outlet + front aux electric outlet (165W) Ergonomic seat with belts Rops/fops protection Telescopic boom Tractor wheels 26x12.00-12 Weight 1270 Kg	CAST 30T CARBON Carbon Look dashboard Ergonomic Joystick Heated comfort seat Integrated counterweights 95 Kg Special finishes with sable paint New layout
CAST 33T Engine Kubota D1305 Speed 16 Km/h Hydrostatic transmission 4WD Electric differential lock Water cooling 5- function Joystick Metal hood and rear hood Self levelling	LED working lights (2 on the front+1 on the back) “Universal” coupling plate 12 V power outlet + front aux electric outlet (165W) Ergonomic seat with belts Rops/fops protection Telescopic boom Tractor wheels 26x12.00-12 Weight 1300 Kg	
CAST 33TLX Single Speed Engine Kubota D1305 Speed 12 Km/h @ 26x12-12 (Poclain) Hydrostatic transmission 4WD Electric differential lock Water cooling 11- function Joystick Metal hood and rear hood Self levelling LED working lights (2 on front+1 on back)	“Universal” coupling plate 12 V power outlet + front aux electric outlet (165W) Ergonomic seat with head and armrest+security belts ROPS/FOPS protection Telescopic boom 95Kg integrated counterweights Tractor wheels 26x12.00-12 Weight 1395 Kg	CAST 33TLX CARBON Dual Speed Carbon Look dashboard Ergonomic Joystick Speed 9-20 Km/h @ 26,5x14-12 (Poclain) Heated comfort seat Special finishes with sable paint New layout

30 SERIES



WHEELS

SKID 23X8.50-12 23X10.50-12 26X12.00-12		ALL TRAC 8PR 300/60X12		AGRI 23X8.50-12 23X10.50-12 26X12.00-12		TURF 23X8.50-12 23X10.50-12 24X13.00-12 26X12.00-12 26.5X14.00-12	
---	--	-------------------------------------	--	---	--	---	--

30 SERIES MODELS

	LIFTING CAPACITY	ENGINE POWER	HYDRAULIC SYSTEM	BOOM HEIGHT
CAST 23T	850 Kg (with counterweights)	23 Hp	32 lt/min	2945 mm
CAST 28T	950 Kg (with counterweights)	25 Hp	42 lt/min	2945 mm
CAST 30T	950 Kg (with counterweights)	25 Hp	42 lt/min	2945 mm
CAST 33T	950 Kg (with counterweights)	25 Hp	46 lt/min	2980 mm
CAST 33TLX	950 Kg (with counterweights)	25 Hp	46 lt/min	2980 mm



CASTGROUP

CAST GROUP S.r.l. UNIPERSONALE
Via A. Meucci, 18
30035 Mirano VE Italia
ph. +39 041 5701827- fax +39 041 5726786
info@cast-group.it



PIE3A_30 SERIES_ENG_05-2022_A000000002

Data contained in this document is subject to change without notice and/or notification.
Cast Group reserves the right to modify its products without obligation to communications. The images in this document are only a demonstrative purpose.



WWW.CASTLOADERS.IT



30 Series is compactness.
With its 2445mm in length, 1160mm in min. width and 1970mm in min. height, it is able to access the narrowest rooms and it is easily transportable.




The Carbon Line series is characterized by the "Carbon-Look " finishing of the dashboard which give the machine greater sportiness and more aggressive configuration. The latest-generation ergonomic joystick is standard on all Carbon line models.



30 SERIES RPS

RPS (Rigid Pipe System) is the hydraulic piping distribution system used on the whole 30 Series. The rigid pipes are made of the highest quality materials and guarantee an extraordinary resistance to wear and tear. They are arranged in an orderly manner and are easily accessible for maintenance.



Details make the difference.



Electronic display with warning lights indicating faults, engine, hydraulic oil gauge, and electric floating system.



Joystick 5 and 11 functions. 11-functions Joystick is standard on LX models.




Maximum speed : 12 Km/h (mod. LX ,Poclain Single Speed). 20 Km/h (mod. LX Carbon, Poclain Dual Speed).



Double-pump for a better performance, operating speed, comfort and fluidity of use.



Telescopic boom height up to 2980mm, the highest of its line.



Electric differential lock is standard on all models.



Series 30 Castloaders represents technology and innovation in the field of multifunctional loaders. Technical features make the difference and stand out to the advantage of improved performance, easiness of use and reduced maintenance. The new rear hydraulic outlets are easily accessible. There is the possibility to add the hydraulic flow divider, typical of big municipal machinery, which allows to work simultaneously with front and rear equipment. The controls of the hydraulic pumps are at hand and well arranged. Up to 46 liters of oil are available for the functioning of hydraulic equipment, mulchers, lawnmowers, bigger tillers.

CASTLOADERS



A wide range of accessories is available for the models of 30 Series to meet the multiple needs in the agriculture, farming, forestry, construction and gardening sectors.



Insulated and heated cabin, for a comfortable and safe driving in all conditions.



30 SERIES



EN



www.castloaders.it

CASTLOADERS



800 Kg
Lifting capacity



38 Hp
Engine power



42 lt/min
Hydraulic system
(66 Power Pack)



2700 mm
Boom height

Engine	Isuzu "3CE1"
Speed (Km/h)	12 (16 Power Pack)
Transmission	Hydrostatic 4WD
Deff. Lock	Mechanic
Cooling system	Water
Selflevelling	Double cylinder (option)
Hydraulic oil flow (lt/min)	42 (66 Power Pack)
Joystick	4- function (10- function option)
Outlet	12V
Working LED lights	2 front
Rops/ Fops protection	Standard
Seat	Ergonomic with safety belts
Universal coupling plate	Standard
Hoods	Front: thermoformed - Rear: insulated steel
Boom	Telescopic 2700mm high
Rear Counterweights	100Kg (option)
Wheels	Tractor 26x12.00-12
Dimensions (mm)	2470x1200x2130
Weight (Kg)	1260



CASTGROUP

MIRANO (VE) - ITALY
www.castloaders.it - info@cast-group.it

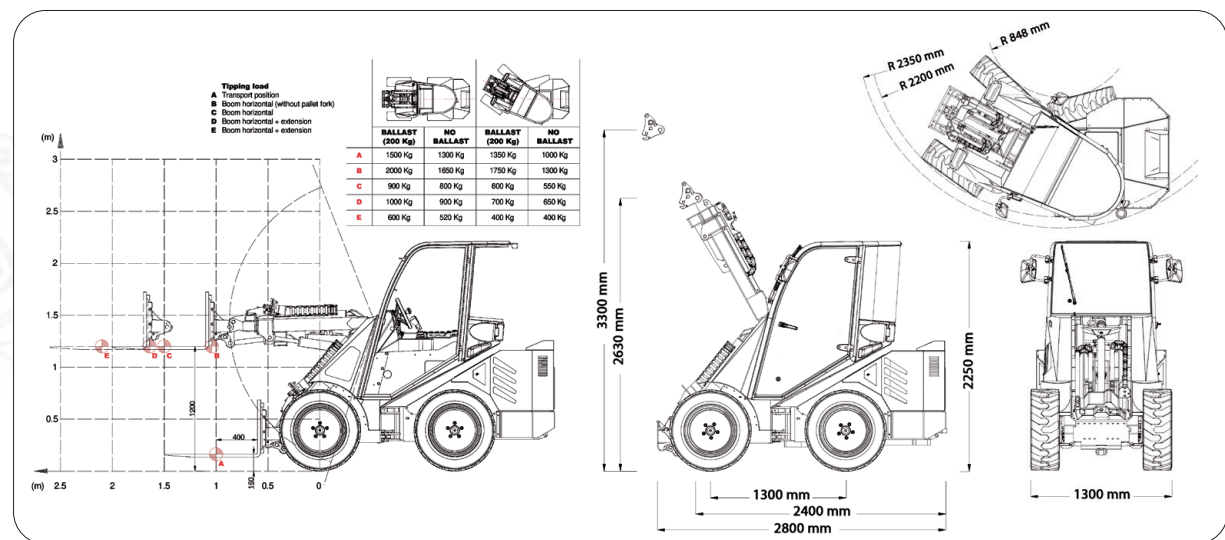
GENESIS 40XD





GENESIS 40XD



DIMENSIONS AND LOADING DIAGRAMS



WHEELS

TURF 29X12.50-15 31x15.50-15		ALL TRAC 31X15.50-15	
------------------------------------	---	-------------------------	---

GENESIS 40XD

	LOADING CAPACITY	ENGINE POWER	HYDRAULIC SYSTEM	BOOM HEIGHT
GENESIS 40XD	1500 Kg (with counterweights)	38 Hp / 28,3 KW	66 l/min	3300 mm



CASTGROUP

CAST GROUP SRL
Via A. Meucci, 18 I-30035 MIRANO VE
ph. +39041 5701827 fx +39041 5726786
info@cast-group.it

LEAF_GENESIS40XD_ENG_05_2022_A000000001

Data contained in this document is subject to change without notice and/or notification. Cast Group reserves the right to modify its products without obligation to communications. The images in this document are only a demonstrative purpose.

GENESIS 40XD

the professional choice.



www.castloaders.it

40XD >>>> GENESIS

Genesis 40XD was born from the evolution of the proven 45T model and today represents the best solution for the demanding professional.

The 4-wheel drive are steered and offer extraordinary maneuverability especially in small spaces. The interiors are comfortable and offer full instrumentation with a latest generation electronic display. The adjustable and comfortable seat is complete with armrest and seat belts. The cabin is soundproofed and can be equipped with heating and air conditioning. The 11-function joystick is standard, 15- function as an option.

HOODS

Metal hoods soundproofed and removable with a simple “click” for inspections and maintenance.

LIGHTS

Work lights.

CABIN

Soundproof cabin in tempered glass. Available with heating and air conditioning.



Four-wheel steering and exceptional grip on any terrain.



4WS



Standard set-up

Engine Yanmar Stage V / 38Hp | Speed 16 Km/h | Hydrostatic transmission 4WD | Electric differential Lock
Liquid cooling | Selflevelling | Hydraulic oil flow 66 lt/min | Articulated chassis with 4- wheel steering
11- function Joystick (15- function option) | 12V power outlet front auxiliary electric outlet (165W) | Digital dashboard with acoustic warnings signals Ergonomic head and armrest + safety belts | Windscreen with wiper
| “Universal” coupling plate | Metal hoods | Rops/fops protection | Telescopic boom | Tractor wheels 29x12.50-15
| Weight 2.100 Kg



Agriculture
Breeding
Green maintenance
Building
Road maintenance

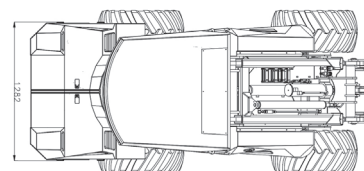
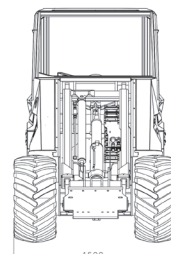
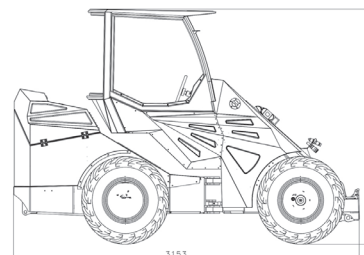


SAFETY AND STABILITY.

Genesis 40XD has been designed to be safe. The articulated frame is in high-strength steel and the 4-wheel drive, combined with the 4-wheel steering system, make this machine stable and at the same time very manageable, even on difficult or uneven terrain.

The power of the hydraulic system allows you to lift up to 1500 kg with extreme ease and in complete safety.

The latest generation Yanmar Stage V generous engine provides the vehicle with power and silence.



ENGINE
POWER



57 Hp

HYDRAULIC
SYSTEM



80 l/min

HYDRAULIC
CAPACITY



2100 Kg
(with counterweights)

BOOM
HEIGHT



3200 mm

STANDARD SET-UP

Engine	Kohler KDI 1903TCR / STAGE V
Power Hp	42 @ 2600 RPM
Speed km/h	30
Hydrostatic transmission - 4WD	Standard
Electric differential lock	Standard
Water cooling	Standard
Hydraulic selflevelling	Standard
Hydraulic system l/min	80
Joystick	10 funzioni
12V power outlet + 165W power outlet (front)	Standard
Working LED lights (2 front + 1 rear)	Standard
Digital dashboard	Standard
Adjustable ergonomic seat with belts + armrest	Standard
Double speed wheel motors	Standard
Metal hoods (front/rear)	Standard
Integrated counterweights 95Kg	Standard
Tractor wheels	31x15.00-50
Dimensions	3153x1500x2138mm
Weight Kg (with counterweights)	2500

CODE WITH STANDARD SET-UP

P	5	7	1	2	0	0	0	0	2
---	---	---	---	---	---	---	---	---	---