

Beyond Series

Jiangsu Runda PV Co.,Ltd.

455W MBB Mono Crystalline Half-cell Bifacial Module

S7-144 435~455W



- ▲ Higher output power
- ▲ Module efficiency up to 20.9%
- ▲ Lower temperature coefficient



- ▲ Lower LCOE (Levelized Cost Of Energy)
- ▲ High Power output lead to lower BOS cost



- ▲ ISO9001:2015 Quality Management system
- ▲ ISO14001:2015 Environmental Management System
- ▲ ISO45001:2018 Occupational Health and Safety Management System



- ▲ Salt Mist Corrosion Protect
- ▲ Ammonia Resistance

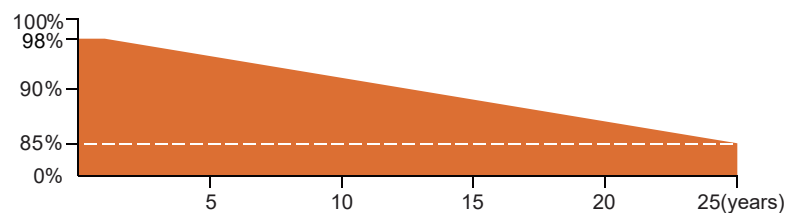


Excellent Potential Induced Degradation Resistance



Excellent Wind Load 2400Pa&Snow Load 5400Pa Under Certain Installation Method

Runda's linear performance warranty



12 Years
Material&Craft
Quality
assurance

25 Years
85% output
Power
guarantee

Beyond Series

RS435~455S7-144

Electrical Characteristics(STC*)

Power Output(Wp)	435	440	445	450	455
Max Power Tolerance(W)	0-5	0-5	0-5	0-5	0-5
Module Efficiency(%)	20.0	20.2	20.5	20.7	20.9
Voltage Mpp-Vmpp(V)	40.88	41.08	41.28	41.47	41.70
Current Mpp-Impp(A)	10.64	10.71	10.78	10.85	10.91
Voltage Open Circuit-Voc(V)	48.84	49.05	49.28	49.51	49.75
Short Circuit Current-Isc(A)	11.57	11.64	11.71	11.78	11.84

*STC:Irradiance 1000 W/m²,Environment Temperature 25°C,Air Mass AM1.5

Electrical Characteristics With 10% Rear Side Power Gain

Power Output(Wp)	479	484	490	495	501
Voltage Mpp-Vmpp(V)	40.88	41.08	41.28	41.47	41.70
Current Mpp-Impp(A)	11.70	11.78	11.86	11.94	12.00
Voltage Open Circuit-Voc(V)	48.84	49.05	49.28	49.51	49.75
Short Circuit Current-Isc(A)	12.73	12.80	12.88	12.96	13.02

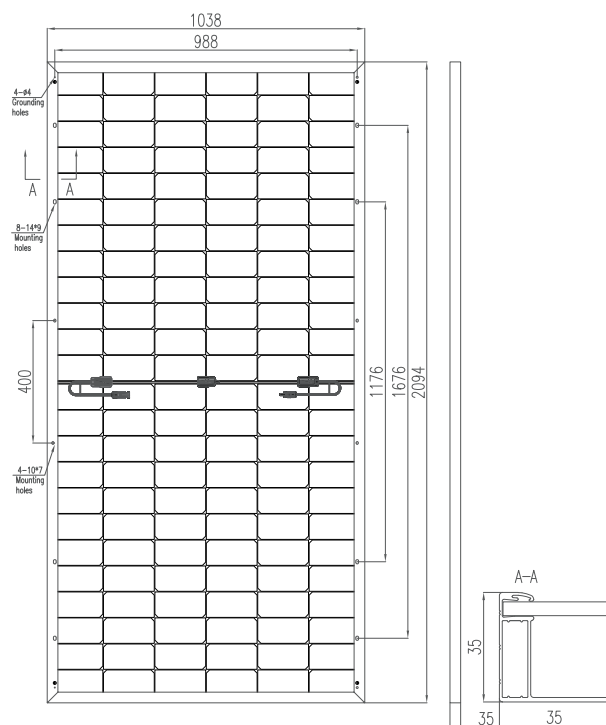
*Rear side power gain: The additional gain from the rear side compared to the power of the front side at the standard test condition. It depends on mounting (structure,height,tilt angle etc.)and albedo of the ground

Electrical Characteristics(NMOT*)

Power Output(Wp)	334.18	338.02	341.86	345.71	349.55
Voltage Mpp-Vmpp(V)	37.27	37.45	37.63	37.80	38.01
Current Mpp-Impp(A)	8.97	9.03	9.09	9.14	9.20
Voltage Open Circuit-Voc(V)	45.09	45.29	45.50	45.71	45.93
Short Circuit Current-Isc(A)	9.84	9.90	9.96	10.02	10.07

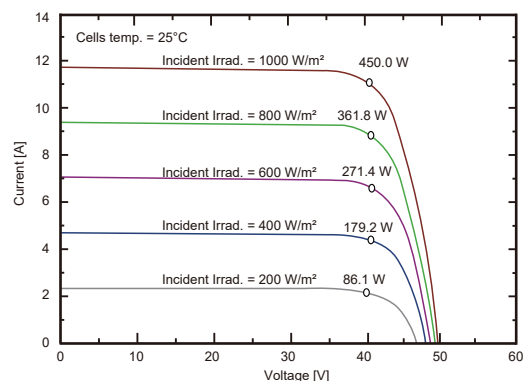
*NMOT:Irradiance 800 W/m²,Environment Temperature 20°C,Air Mass AM1.5

Module Structure Drawing

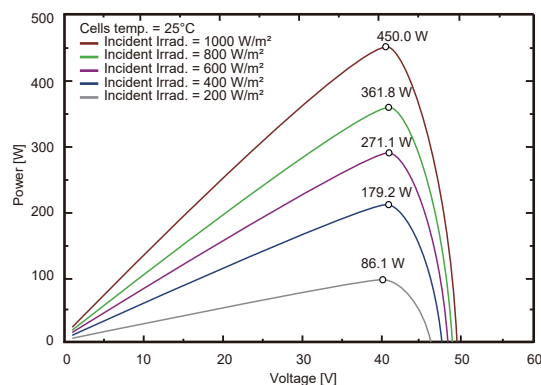


*400mm mounting holes are only suitable for 6005-T6 aluminum frame

I-V Curves(450W)



P-V Curves(450W)



Mechanical Data

Dimension Of Module	2094*1038*35mm
Weight	24kg
Glass	High transmission glass 3.2mm
Cables	4mm ² /300mm or Customized Length
Junction Box	IP68,3 Bypass-Diode
Connector	MC4 compatible

Packaging Configuration

Loading Capacity	682 pcs/40'HQ
------------------	---------------

Working Conditions

Max System Voltage(VDC)	1500V
Max Series Fuse Rating	20A
Maximum Load Capacity	Snow 5400Pa/Wind 2400Pa
Operating Temperature	-40~+85
Safety Class	II
Power Bifaciality	65±5%

Temperature Ratings

Temperature Coefficients of Isc(%/°C)	0.046
Temperature Coefficients of Voc(%/°C)	-0.266
Temperature Coefficients of Pmpp(%/°C)	-0.354
NMOT	45±2°C