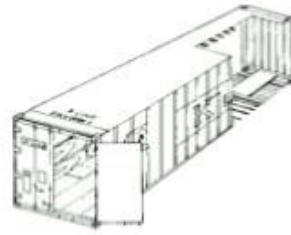


# Dimensioni e Misure dei Container

## CONTENITORI STANDARD



20' BOX



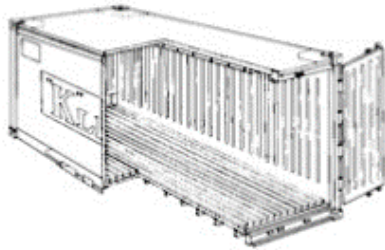
40' BOX



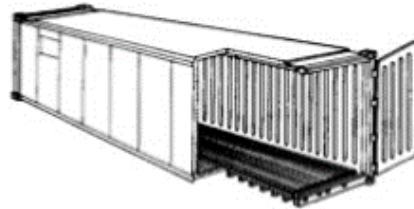
40' HC (HIGH CUBE)

	Lunghezza	Larghezza	Altezza	Apertura porte	Altezza porte	Volume m <sup>3</sup>	Tara	Massimo carico
<b>20' Standard</b>	5,900 m.	2,350 m.	2,393 m.	2,342 m.	2,280 m.	33.20 m <sup>3</sup>	2.230 Kgs	21.770 Kgs
<b>40' Standard</b>	12,036 m.	2,350 m.	2,392 m.	2,340 m.	2,280 m.	67.70 m <sup>3</sup>	3.700 Kgs	26.780 Kgs
<b>20' Upgraded</b>	5,900 m.	2,311 m.	2,390 m.	2,286 m.	2,280 m.	32.63 m <sup>3</sup>	2.230 Kgs	28.180 Kgs
<b>40' High Cube</b>	12,036 m.	2,350 m.	2,697 m.	2,338 m.	2,585 m.	76.30 m <sup>3</sup>	3.9700 Kgs	26.510 Kgs

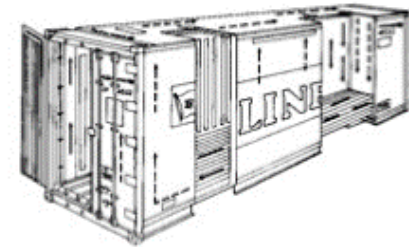
## CONTENITORI REEFER



20' REFEER CONTAINER



40' REFEER CONTAINER



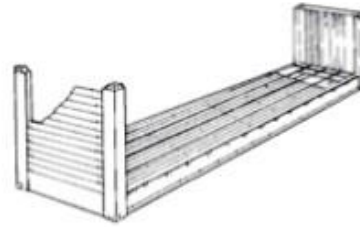
40' REFEER CONTAINER HC (HIGH CUBE)

	Lunghezza	Larghezza	Altezza	Apertura porte	Altezza porte	Volume m <sup>3</sup>	Tara	Massimo carico
<b>20' Reefer</b>	5,425 m.	2,275 m.	2,260 m.	2,258 m.	2,216 m.	28.30 m <sup>3</sup>	3.200 Kgs	20.800 Kgs
<b>40' Reefer</b>	11,493 m.	2,270 m.	2,197 m.	2,282 m.	2,155 m.	57.80 m <sup>3</sup>	4.900 Kgs	26.780 Kgs
<b>40' Reefer HC</b>	11,557 m.	2,294 m.	2,500 m.	2,294 m.	2,440 m.	66.60 m <sup>3</sup>	4.500 Kgs	25.980 Kgs

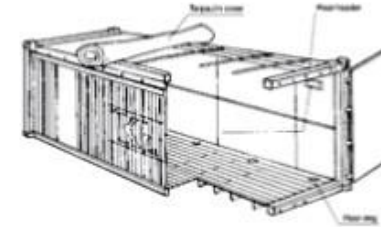
## CONTENITORI SPECIAL



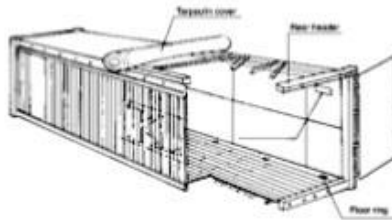
FLAT RACK 20'



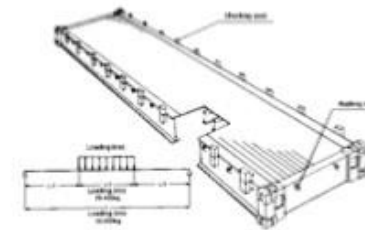
FLAT RACK 40'



OPEN TOP 20'



OPEN TOP 40'



PLATFORM

	Lunghezza	Larghezza	Altezza	Apertura porte	Altezza porte	Volume m <sup>3</sup>	Tara	Massimo carico
<b>20' Open Top</b>	5,894 m.	2,311 m.	2,354 m.	2,286 m.	2,184 m.	33.23 m <sup>3</sup>	2.400 Kgs	21.600 Kgs
<b>40' Open Top</b>	12,028 m.	2,350 m.	2,345 m.	2,341 m.	2,274 m.	66.50 m <sup>3</sup>	3.850 Kgs	26.630 Kgs
<b>20' Flat Rack</b>	5,610 m.	2,228 m.	2,223 m.	-	-	-	2.530 Kgs	27.722 Kgs
<b>40' Flat Rack</b>	12,060 m.	2,228 m.	2,223 m.	-	-	-	5.479 Kgs	38.918 Kgs
<b>20' Collapsible</b>	5,630 m.	2,228 m.	2,223 m.	-	-	-	2.749 Kgs	27.722 Kgs
<b>40' Collapsible</b>	12,060 m.	2,228 m.	2,223 m.	-	-	-	5.800 Kgs	38.918 Kgs
<b>20' Piattaforma</b>	6,070 m.	2,430 m.	2,230 m.	-	-	-	2.749 Kgs	23.993 Kgs
<b>40' Piattaforma</b>	12,190 m.	2,430 m.	1,950 m.	-	-	-	5.798 Kgs	30.117 Kgs