

SPRING!

A Seasonal Newsletter for Families of Infants and Toddlers

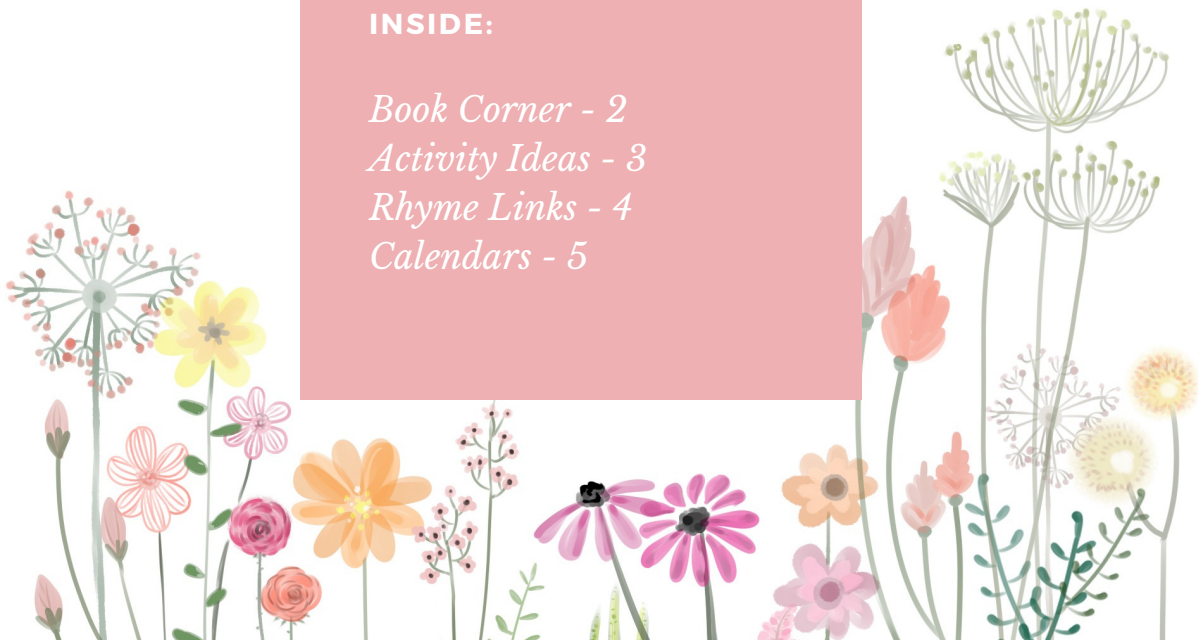
**A SNEAK PEEK OF WHAT'S
INSIDE:**

Book Corner - 2

Activity Ideas - 3

Rhyme Links - 4

Calendars - 5



Spring is a Time for Life and Renewal!

Easter is a time to be filled with hope and joy in new life possible with Christ's resurrection. Spring time reflects this wonder in new plants springing up, trees budding and more birds, bunnies and calves being hatched or born here on our farm. It is a time that we can begin anew in our goals of growth. It is a time for appreciation of the awe and beauty of nature. It is a time to share that sense of joy and hope with our children. It's often our children who notice these simple changes in our world. I would encourage you to watch the faces of your little ones as they venture outside to explore this changing scene.



This newsletter will be filled with fun filled ideas around nursery rhymes. For many people nursery rhymes bring back special memories of their own childhoods. Make sure and share special ones from your past with your children.

Book Corner - Rhyming Books

Five Little Monkeys

by Eileen Christelow

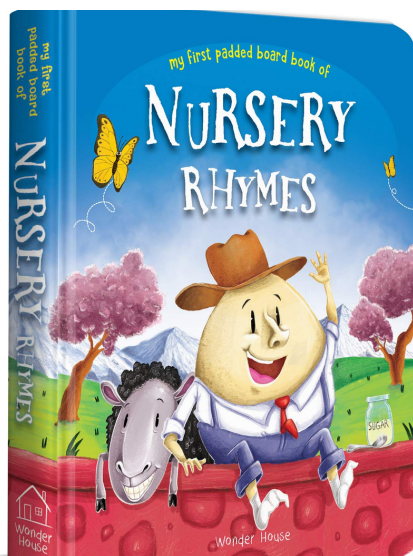
This classic story is fun to read and act out. Pictures in this book allow conversations about what's happening if your little one is ready for that.



One, Two Buckle My Shoe

By Jane Cabrera

Such an adorable book to remember a nursery rhyme that makes learning numbers so fun! Three, Four shut the door, Five, six pick up sticks...



Nursery Rhymes Books

Toddler Board Books

Nursery Rhymes are such excellent stories to read to toddlers. Most are short, funny, easy to remember so you can tell them without a book later and are fun to add movements to to make them most interesting.


REMEMBER YOUR LIBRARY - A great resource for activities, reading groups and books - all free!

Nursery Rhyme Activity Ideas

Hey diddle, diddle, the cat and the fiddle....

Act out the rhyme (jump like the cow, run like the dish and spoon.)

Use props to act out the rhyme.



Hickory Dickory Dock



Hickory Dickory Dock,
The mouse ran up the clock.
The clock struck one
And down he ran,
Hickory Dickory Dock.

© Copyright 2014. www.sparklebox.co.uk



Make Your Own 'Five Little Ducks' Finger & Hand Puppets

www.danyabanya.com



Hickory Dickory Dock

Look for different kinds of clocks. If your child seems interested you can point out numbers.

Five Little Ducks Play with little ducks in the bathtub acting out the song. Put little puppets or just a feather on each finger with tape.

These activities are meant for you and your little one(s) to enjoy together.

Select a time that your child is alert and interested. Pick a good time for you too. Having fun is the #1 objective! Pick the activities that you think your child is ready for and could do safely. Remember infants and toddlers are not focused on the end product. They are in love with the process of exploring. If you need help with these activities just holler.

MORE WAYS TO EXPLORE NURSERY RHYMES

1. Sing and act out: "Five Little Monkeys Jumping on the Bed."
2. Count down from 5 and jump as you sing "Five Green and Speckled Frogs."
3. Bounce your child on your lap while reciting "Humpty Dumpty." Lay them back gently as you say "fall."
4. Explore toy boats in a water bin or in the bath tub (supervised) and sing "Row, Row Your Boat."
5. Pat your legs to a steady beat while reciting nursery rhymes.
6. "Twinkle, Twinkle Little Star" <https://youtu.be/ata6QbvRQpc>
7. "Baa Baa Black Sheep" <https://youtu.be/mKSaW1cm5zM>
8. "Humpty Dumpty" <https://youtu.be/nrv495corBc>
9. "Hey Diddle Diddle" <https://youtu.be/caRuhprYIOQ>
10. "Five Little Ducks" https://youtu.be/XECtg0w_YKk
11. "Hickory Dickory Dock" <https://youtu.be/CMxYcvXPPGo>
12. "Jack Be Nimble" <https://youtu.be/xEJceUPDhh4>
13. Baby and Toddler Songs and Nursery Rhymes (Ms. Rachel) <https://youtu.be/hTqtGjwsjVE>

Why Nursery Rhymes?

Children find them fun! And that's reason enough!

They teach phonemic awareness.

Rhymes and rhythms are important for later reading skills.

Promote memory and allow kids to fill in with words.

Nursery rhymes paint fun, creative pictures in children's minds.

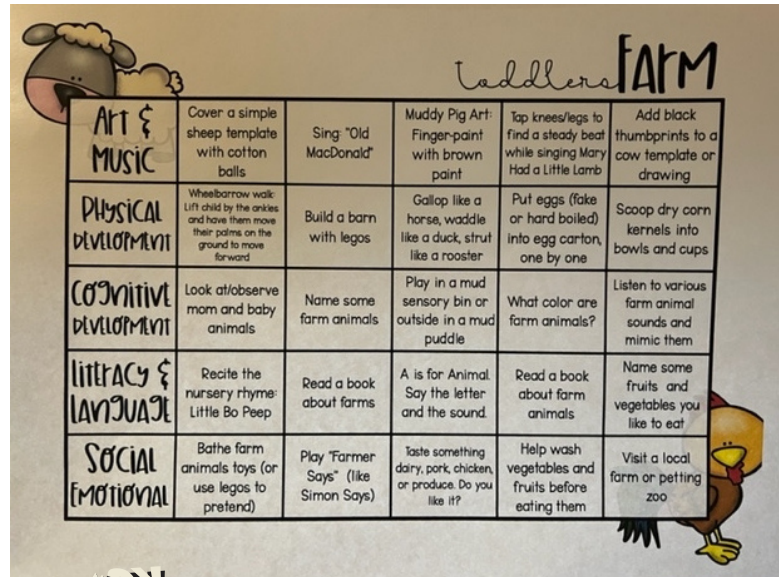
Listening skills are improved.

Imitating motor actions during certain words improves language and coordination.



Calendars are being emailed to you :)

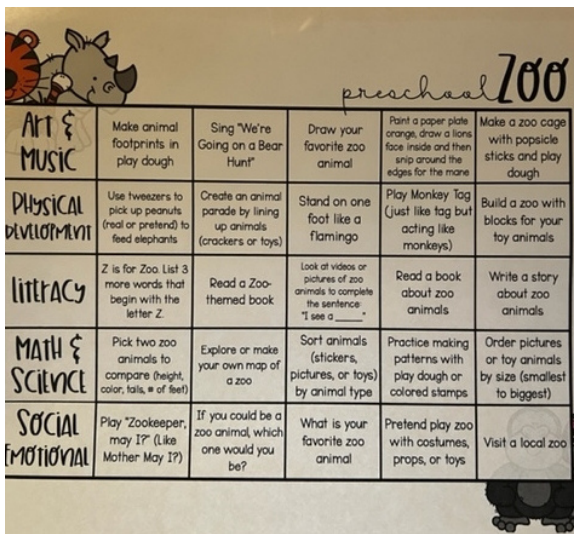
I will be emailing you along with this newsletter play calendars for the months of May through summer. Here's an example of the Toddler Farm and the Preschool Zoo Calendars. There are also Summer and Ocean themes coming too. These are meant to be fun - not stressful for you or your little one and are not required or necessary for progress.



Toddler FARM					
ART & MUSIC	Cover a simple sheep template with cotton balls	Sing "Old MacDonald"	Muddy Pig Art: Finger-paint with brown paint	Tap knees/legs to find a steady beat while singing Mary Had a Little Lamb	Add black thumbprints to a cow template or drawing
PHYSICAL DEVELOPMENT	Wheebarrow walk: Lift child by the ankles and have them move their palms on the ground to move forward	Build a barn with legos	Gallop like a horse, waddle like a duck, strut like a rooster	Put eggs (fake or hard boiled) into egg carton, one by one	Scoop dry corn kernels into bowls and cups
COGNITIVE DEVELOPMENT	Look at/observe mom and baby animals	Name some farm animals	Play in a mud sensory bin or outside in a mud puddle	What color are farm animals?	Listen to various farm animal sounds and mimic them
LITERACY & LANGUAGE	Recite the nursery rhyme: Little Bo Peep	Read a book about farms	A is for Animal. Say the letter and the sound.	Read a book about farm animals	Name some fruits and vegetables you like to eat
SOCIAL EMOTIONAL	Bathe farm animals toys (or use legos to pretend)	Play "Farmer Says" (like Simon Says)	Taste something dairy, pork, chicken, or produce. Do you like it?	Help wash vegetables and fruits before eating them	Visit a local farm or petting zoo



Monitor all activities for safety!



preschool ZOO					
ART & MUSIC	Make animal footprints in play dough	Sing "We're Going on a Bear Hunt"	Draw your favorite zoo animal	Paint a paper plate orange, draw a lions face inside and then snip around the edges for the mane	Make a zoo cage with popsicle sticks and play dough
PHYSICAL DEVELOPMENT	Use tweezers to pick up peanuts (real or pretend) to feed elephants	Create an animal parade by lining up animals (crackers or toys)	Stand on one foot like a flamingo	Play Monkey Tag (just like tag but acting like monkeys)	Build a zoo with blocks for your toy animals
LITERACY	Z is for Zoo List 3 more words that begin with the letter Z	Read a Zoo-themed book	Look at videos or pictures of zoo animals to complete the sentence "I see a _____"	Read a book about zoo animals	Write a story about zoo animals
MATH & SCIENCE	Pick two zoo animals to compare (height, color, tails, # of feet)	Explore or make your own map of a zoo	Sort animals (stickers, pictures, or toys) by animal type	Practice making patterns with play dough or colored stamps.	Order pictures or toy animals, by size (smallest to biggest)
SOCIAL EMOTIONAL	Play "Zookeeper, may I?" (Like Mother May I?)	If you could be a zoo animal, which one would you be?	What is your favorite zoo animal	Pretend play zoo with costumes, props, or toys	Visit a local zoo



Why Themes?

Themes can be overdone especially for little ones when we are needing to focus on their interests and follow their lead. The calendar idea may not work for your child, but maybe for other children in your care. But, if you and your child enjoy exploring a specific topic it can be a fun way to collect materials and build a depth of knowledge even at the toddler level. Ask me if you have questions about this type of experience for your family. You can also just randomly select an activity from any of the "themes" or months.

Why Calendars?

Many family members have asked me if I could provide them with ideas to do each day in addition to enriching their daily routines. I found this resource by @CreatingHarmonyInLife and really like the simplicity and flexibility. You can choose any activity. You can do one a day or multiple ones a day. I like that the calendars don't have dates on them to add the pressure of that!

These activities seem to be ones that a variety of ages could do together and require little extra materials if any. If you need them printed for you, please let me know. Enjoy! Please give me any feedback on how these are working.