


# AMONG US CREWMATE

CROCHET PATTERN





Thanks for your interest in one of my crochet patterns!  
You can find more of my amigurumi and patterns here:  
[instagram.com/datpilz](https://www.instagram.com/datpilz) ★ [etsy.com/shop/datpilz](https://www.etsy.com/shop/datpilz)  
[www.datpilz.com](http://www.datpilz.com)

---

## ABBREVIATIONS

st	stitch
ch	chain
slst	slip stitch
sc	single crochet
dc	double crochet
hdc	half double crochet
inc	increase
dec	decrease

---

**Crochet pattern, illustrations, text and design by Lillit Mroz.**

This crochet pattern is for personal use only.

This pattern, or parts of it, may not be published, changed, shared or sold.  
The amigurumi/crocheted doll is for personal use only and may not be sold.

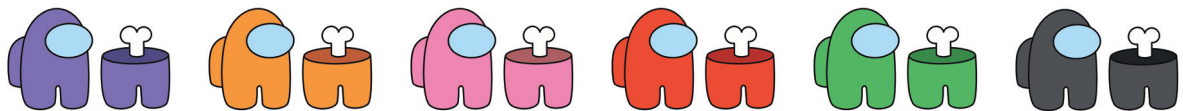
Photos of the amigurumi/crocheted doll may be published,  
if the originator is mentioned:

**Lillit Mroz // @datpilz**

# MATERIAL

There are Crewmates in 12 different colors. For the corpses you'll need a darker tone in addition to the main color.

Here you can find a list of the yarn I used or would use for this pattern. You don't have to use exactly the same wool or exactly these brands. The list is only for your orientation.



Lang Yarns  
Omega



Lana Grossa  
cotone



Lang Yarns  
Omega



ONline Linie 14  
Cammino



Lana Grossa  
cotone



ONline Linie 14  
Cammino



Rödel  
Allround



Lana Grossa  
cotone



Lana Grossa  
cotone




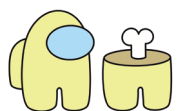

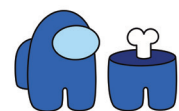


Lana Grossa  
cotone



ONline Linie 14  
Cammino




Lana Grossa  
cotone



Lana Grossa  
cotone



Lang Yarns  
Omega



Lana Grossa  
cotone




Lang Yarns  
Omega




Lang Yarns  
Omega



ONline Linie 14  
Cammino




Lang Yarns  
Omega



Lana Grossa  
cotone



Rödel  
Allround



Lana Grossa  
cotone



Lang Yarns  
Omega



ONline Linie 14  
Cammino



# CREWMATE

Final size: 5.5 cm/2.2 inch

---

## MATERIAL

---

### YARN (125m/50g)

color of your choice,  
light blue, white

### SEWING THREAD

X

### OTHER

crochet hook 2.5 mm,  
fiberfill

### FELT

X



## BODY

*color of your choice*

---

### LEG 1

**R1:** work 6 sc in a ring

**R2:** inc 6 = 12 sts

**R3-**

**R6:** sc 12

- Fasten off and leave a long tail for sewing.

### LEG 2

**R1:** work 6 sc in a ring

**R2:** inc 6 = 12 sts

**R3-**

**R6:** sc 12

**In the next round the two legs will be crocheted together:**

**R7:** insert your crochet hook into the stitches of Leg 1 and crochet 12 sc,



continue with the next regular stitch of Leg 2 and crochet 12 sc



= 24 sts



- Use the yarn tail from Leg 1 to close the gap between the two legs.



**R8-**

**R17:** sc 24

**R18:** 6x [sc 2, dec] = 18 sts

**R19:** sc 18

**R20:** 6x [sc, dec] = 12 sts

- stuff the body with fiberfill

**R21:** dec 6 = 6 sts

- Fasten off and leave a long tail to sew the open end together.



## VISOR

*light blue yarn*

---

**R1:** work 6 sc in a ring

**R2:** 2x [sc, inc 2] = 10 sts

**R3:** 2x [sc 2, inc 2, sc] = 14 sts

**R4:** sc 14

**R5:** slst 1

- Fasten off and leave a long tail for sewing.
- Sew the visor to the front of the body and stuff it slightly with fiberfill while sewing.



- If you want you can use white yarn to embroider a highlight on the visor.



## BACKPACK

*color of your choice*

---

**R1:** work 8 sc in a ring

**R2:** 4x [sc 1, 3 sc in 1 st] = 16 sts

**R3:** 4x [sc 2, 3 sc in 1 st, sc 1] = 24 sts

**R4:** in back loops only: sc 24

**R5:** sc 24

**R6:** in back loops only:

4x [sc 1, dec 2, sc 1] = 16 sts

**R7:** dec 8 = 8 sts

- Fasten off and leave a long tail for sewing.
- Stuff the backpack with fiberfill.
- Use the loose yarn tail to close the open end and to sew the backpack to the back of the body.





**CONGRATS!**  
**YOUR CREWMATE IS DONE!**



♥4♥

© Lillit Mroz // datpilz

# CREWMATE CORPSE

Final size: 5 cm/2 inch

---

## MATERIAL

---

### YARN (125m/50g)

color of your choice and darker tone,  
white

### SEWING THREAD

X

### OTHER

crochet hook 2.5 mm,  
fiberfill

### FELT

X





## BODY

*color of your choice*

---

### LEG 1

**R1:** work 6 sc in a ring

**R2:** inc 6 = 12 sts

**R3-**

**R6:** sc 12

- Fasten off and leave a long tail for sewing.

### LEG 2

**R1:** work 6 sc in a ring

**R2:** inc 6 = 12 sts

**R3-**

**R6:** sc 12

In the next round the two legs will be crocheted together:

**R7:** insert your crochet hook into the stitches of Leg 1 and crochet 12 sc,



continue with the next regular stitch of Leg 2 and crochet 12 sc



= 24 sts



- Use the yarn tail from Leg 1 to close the gap between the two legs.



**R8-**

**R12:** sc 24

.....  
*switch to a darker tone of color*  
.....

**R13:** in back loops only:

6x [sc 2, dec] = 18 sts

**R14:** 6x [sc, dec] = 12 sts

- stuff body with fiberfill

**R15:** dec 6 = 6 sts

- Fasten off and leave a long tail to close the open end.



## BONE

*white yarn*

---

### PART 1

**R1:** work 6 sc in a ring

**R2:** sc 6

- Fasten off and leave a long tail for sewing.

### PART 2

**R1:** work 6 sc in a ring

**R2:** sc 6

In the next round the two parts will be crocheted together:

**R3:** insert your crochet hook into the stitches of Part 1 and crochet 6 sc,



continue with the next regular stitch of Part 2 and crochet 6 sc



= 12 sts

- Use the yarn tail from Part 1 to close the gap between the two parts.

**R4:** 2x [sc, dec 2, sc] = 8 sts

**R5:** sc 8

**R6:** slst 1



- Fasten off and leave a long tail for sewing.
- Stuff the bone slightly with fiberfill and sew it to the middle of the body.



## BACKPACK

*color of your choice*

---

- R1:** work 8 sc in a ring  
**R2:** 4x [sc 1, 3 sc in 1 st] = 16 sts  
**R3:** 4x [sc 2, 3 sc in 1 st, sc 1] = 24 sts  
**R4:** in back loops only: sc 24  
**R5:** sc 24  
**R6:** in back loops only:  
4x [sc 1, dec 2, sc 1] = 16 sts  
**R7:** dec 8 = 8 sts

- Fasten off and leave a long tail for sewing.
- Stuff the backpack with fiberfill.
- Use the loose yarn tail to close the open end and to sew the backpack to the back of the body.



**CONGRATS! YOUR  
CREWMATE CORPSE IS DONE!**

