

11/6/2021

## Weekly Highlights

**Agriculture of Georgia 2020**-According to the preliminary data, in 2020 production of pome fruit consisted of 101.9 thousand tons in the country, which is 93.4 percent higher than in the same period of the previous year. Production of stone fruit consisted of 63.2 thousand tons (64.2 percent higher), production of nuts - 40.9 thousand tons (32.4 percent higher), production of subtropical fruit - 22.3 thousand tons (9.9 percent higher) and production of citruses - 57.1 thousand tons (decreasing by 10.8 percent). Besides of this, in 2020 production of grapes increased by 8.5 percent year-on-year reaching 318.9 thousand tons.

Source: Geostat.ge

**Exchange rate**- As a result of May 28 st, the value of one dollar became 3.1613 GEL and the value of one euro became 3.8460 GEL.

**Covid 19**- Confirmed coronavirus cases 351954, within the past 24 hours - 705 ; Recovered- 337023, within the past 24 hours- 1128; Fatal outcome-4996, within the past 24 hours- 14.

## Articles of the Week

### In 2020, Georgia earned \$ 11 million by exporting spices

In 2020, Georgia earned \$ 11 million from spice exports, slightly higher than the pre-pandemic figure of 3.4%. Official statistics show that last year the export volumes of spices decreased slightly.

In particular, 5 037.67 tons of spices were exported last year, and 5 331.47 tons in 2019. Consequently, we can say that the price of the product has slightly increased in the export markets.

As for export markets, the largest number of spices are sold in Russia, China and Ukraine. The list of TOP-10 exporting countries is as follows:

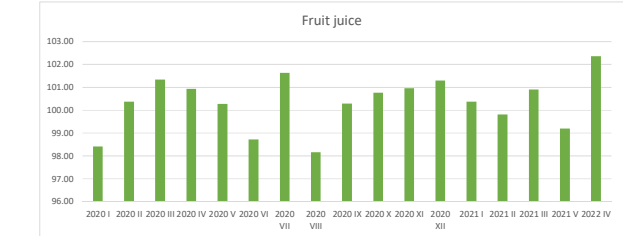
1. Russia - \$ 4.2 million;
2. China - \$ 3.5 million;
3. Ukraine - 1.5 million dollars;
4. Kazakhstan - 327.7 thousand dollars;
5. Uzbekistan - 236.47 thousand dollars;
6. Philippines - 187.5 thousand dollars;
7. US - 181.1 thousand dollars;
8. Turkey - 176.2 thousand dollars;
9. Armenia - 173.0 thousand dollars;
10. Belarus - 99.3 thousand dollars.

Last year, small quantities of spices were exported from Georgia to Israel, and exports totaled \$ 2,000.

In January-April of this year, 2 153.81 tons of spices worth 4.9 million dollars were exported to different countries of the world.

Source: <https://bm.ge/ka/article/2020-wels-saqartvelom-saneleblebis-eqsporitit-11-milioni-miigo---sad-vyidit-produqts/84603/>

## Detailed Consumer Price Indices (CPI) in Georgia 2020-2021 \*previous month =100



## Import/Export of Georgia according to the positions of the Standard Classification of International Trade (SITC) 2020 \*thousands of \$

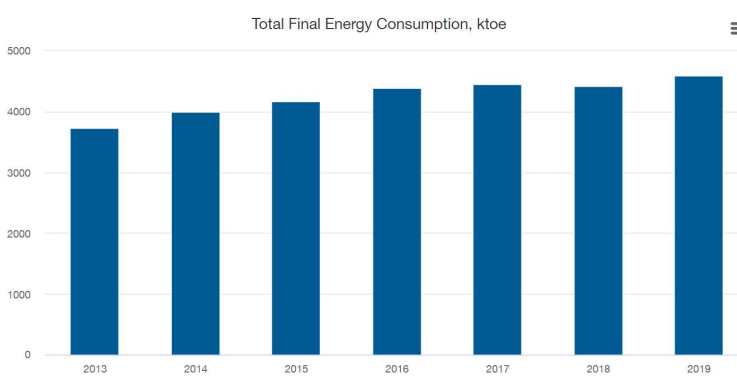
Products	EXPORT				IMPORT			
	2017	2018	2019	2020*	2017	2018	2019	2020*
Strawberries, raspberries, blackberries,lagan berries, mulberries, fresh berries, blueberries and other berries of the genus Vaccinium, fresh	676.9	472.4	1,077.3	3,858.9	279.6	198.2	544.9	391.4
Raspberries, blackberries, mulberries, lagan berries, black currants, white or red, and Gooseberry, whether or not heat-treated or frozen, with or without sugar or other sweetening matter	0.1	0.6	4.4	4.5	168.0	251.8	297.2	280.6

This presentation is for information purposes only and does not constitute or form part of any offer to acquire, sell or otherwise dispose of, or issue, or any solicitation of any offer to sell or otherwise dispose of, purchase or subscribe for, any securities, nor does it constitute investment advice, nor shall it or any part of it nor the fact of its distribution form the basis of, or be relied on in connection with, any contract or investment decision. Certain statements in this presentation are forward looking statements. These forward looking statements are based on expectations and beliefs current as of the date of this presentation, and, by their nature, are subject to a number of known and unknown risks and uncertainties that could cause the actual results, performance and achievement to differ materially from any expected future results, performance or achievement expressed or implied by such forward looking statements. No representation, warranty or assurance (expressed or implied) is given or made by the forward looking statements contained in this presentation are accurate, complete, reliable or adequate or that they will be achieved or prove to be correct. The presentation disclaims any obligation or undertaking to disseminate any updates or revisions to any information contained in this presentation reflect any change in expectations, events, conditions or circumstances on which that information is based.

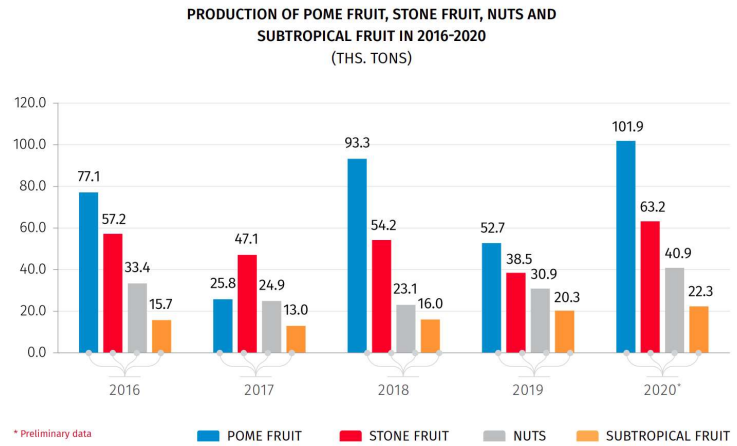
Disclaimer JV "GeoHolding & KSH" Consortium

# Agricultural Report on Georgia #10

## Environmental indicators



## Agricultural statistics



## Governmental, Non-overnmental grants and subsidies of Agriculture

**Plant The Future- Garden component**

\*In case of vineyard cultivation with "green seedling" until April 30(inclusive), 2021 – applications will be accepted till March 1-st(inclusive).

The component of co-financing perennial gardens includes provision of financial and technical assistance to the beneficiaries for arranging new perennial gardens.

The potential and possibility of arrangement of perennial gardens differs in various regions of Georgia, accordingly this programme determines the types of perennial plants that may be planted in various regions of Georgia. Within the scope of the gardens' component, financial assistance includes allocation of targeted funds for potential beneficiaries in a form of co-financing for purchasing the saplings of perennial plants and installing a modern drip-irrigation system. In order to provide the knowledge required for the maintenance of the intensive gardens the beneficiaries, who will be granted financial assistance will also be trained.

Preconditions:

1. The plot, which is planned to be the future garden, should be cultivated no less than 40 centimeters deep.
2. The plot of land must be supplied with permanent water source, that means existence of the lake, river or river channel within maximum 500 meters from the external perimeter of the land, or the existence of a well or a borehole on the territory of the plot of land.
3. The plot of land, which is intended for the gardens, must not be under lien.
4. The application must include the minimum amount of certain plants that must be planted on 1 hectare.

Source: [https://rda.gov.ge/projects/read/plant\\_future/20:child](https://rda.gov.ge/projects/read/plant_future/20:child)

## Agricultural commodities

INDEX	UNITS	PRICE	CHANGE	%CHANGE	CONTRACT	TIME (EDT)
C1:COM Corn (CBOT)	USD/bu.	613.75	+4.00	+0.66%	Dec 2021	8:44 AM
W1:COM Wheat (CBOT)	USD/bu.	679.00	-3.25	-0.48%	Jul 2021	8:44 AM
O1:COM Oats (CBOT)	USD/bu.	397.25	+1.25	+0.32%	Jul 2021	8:43 AM
R1:COM Rough Rice (CBOT)	USD/cwt	13.07	-0.02	-0.15%	Jul 2021	6/9/2021
S1:COM Soybean (CBOT)	USD/bu.	1,461.25	+13.00	+0.90%	Nov 2021	8:44 AM
SM1:COM Soybean Meal (CBOT)	USD/T.	395.30	+1.50	+0.38%	Dec 2021	8:44 AM
B01:COM Soybean Oil (CBOT)	USD/lb.	66.40	+0.38	+0.58%	Dec 2021	8:44 AM
RS1:COM Canola (ICE)	CAD/MT	757.00	-6.20	-0.81%	Nov 2021	9:15 AM

## Softs

INDEX	UNITS	PRICE	CHANGE	%CHANGE	CONTRACT	TIME (EDT)
C01:COM Cocoa (ICE)	USD/MT	2,416.00	+24.00	+1.00%	Sep 2021	9:15 AM
KC1:COM Coffee 'C' (ICE)	USD/lb.	159.35	+0.05	+0.03%	Sep 2021	9:14 AM
SB1:COM Sugar #11 (ICE)	USD/lb.	17.78	+0.03	+0.17%	Oct 2021	9:14 AM
JO1:COM Orange Juice (ICE)	USD/lb.	128.50	-0.15	-0.12%	Jul 2021	9:12 AM
CT1:COM Cotton #2 (ICE)	USD/lb.	87.13	-0.21	-0.24%	Dec 2021	9:14 AM
OL1:COM Wool (ASX)	--	--	--	--	N/A	--
LB1:COM Lumber (CME)	USD/1000 board feet	1,164.20	-2.80	-0.24%	Jul 2021	6/9/2021
OR1:COM Rubber (Singapore)	USD/kg	163.70	-2.00	-1.21%	Aug 2021	5:59 AM
DL1:COM Ethanol (CBOT)	USD/gal.	2.46	0.00	0.00%	Jul 2021	6/9/2021

## Livestock

INDEX	UNITS	PRICE	CHANGE	%CHANGE	CONTRACT	TIME (EDT)
LC1:COM Live Cattle (CME)	USD/lb.	118.28	+0.45	+0.38%	Aug 2021	6/9/2021
FC1:COM Feeder Cattle (CME)	USD/lb.	148.28	-0.97	-0.66%	Aug 2021	6/9/2021
LH1:COM Lean Hogs (CME)	USD/lb.	118.75	+0.08	+0.06%	Aug 2021	6/9/2021

Economic Data on Georgia								
GDP								
	2017	2018	2019	I 20*	II 20*	III 20*	IV 20*	2020*
GDP at Current Prices, Bn ₾	40.8	44.6	49.3	11.1	11.1	13.3	13.9	49.4
GDP at Constant 2015 prices, Bn ₾	36.6	38.4	40.3	9.1	8.8	9.8	10.2	37.8
GDP Real Growth, Percentage	4.8	4.8	5	2.3	-13.2	-5.6	-6.8	-6.2
GDP Deflator Change, Percentage	8.5	4.4	5.2	7.1	7.2	5.9	7.4	6.9
GDP Per Capita (At Current Prices), ₾	10 933.9	11 968.0	13 239.4	2 974.3	2 990.2	3 586.7	3 741.6	13 292.7
GDP Per Capita (At Current Prices), \$	4 358.5	4 722.0	4 696.2	1 016.3	952.9	1 156.2	1 144.1	4 274.6
GDP at Current Prices, Bn US Dollars	16.2	17.6	17.7	3.8	3.6	4.3	4.3	15.9
Share of Agriculture in GDP, Percentage	7.2	7.8	7.4	TBA				
Population & Unemployment								
	2016	2017	2018	2019	I 20	II 20	III 20	IV 21
Economically Active Population (Workforce), Thousand People	1653.8	1641.2	1605.2	1572.8	1545.2	1515	1526.9	1505.7
Employed, Thousand People	1294.5	1286.9	1295.9	1295.9	1262.7	1237.6	1269.11	1197.9
Unemployed, Thousand People	359.2	354.5	309	276.9	282.6	277.4	259.8	307.8
Unemployment Rate, Percentage	21.7	21.6	19.2	17.6	18.3	18.3	17	20.4

Consumer Price Index (Inflation)						
	2015	2016	2017	2018	2019	2020
Annual Average to the Annual Average	104	102.1	106	102.6	104.9	105.2
December over Previous Year's December	104.9	101.8	106.7	101.5	107	102.4

## Review of Agricultural product- Strawberry

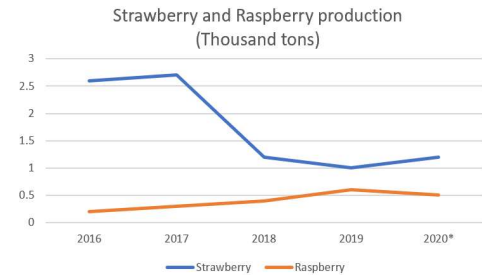
**Raspberry**, bramble fruit of the genus *Rubus* (family Rosaceae). Raspberries are an economically significant crop throughout much of northern Europe, as well as in the U.S and Canada, and are thought to have evolved in eastern Asia. Raspberry fruits contain iron, vitamin C, and antioxidants and are usually eaten fresh, often with cream or ice cream, as a dessert fruit. Jams and jellies are also popular, and the fruit is commonly used as a pastry filling and as a flavouring for certain liqueurs.

Raspberries are perennial plants with canes that live two years each. The canes are either armed with prickles or smooth, and many only produce fruit in their second year. Often reaching more than 1.8 metres (6 feet), the canes bear compound leaves with three or more toothed leaflets, depending on the species or cultivar. The leaf undersides are characteristically white to gray in colour and often hairy. The white to pink flowers have five petals and produce juicy red, purple, or black (rarely orange, amber, or pale yellow) fruit. The core of the delicate fruit remains on the plant when picked, unlike that of the blackberry. Though they are commonly called "berries," the fruit is technically an aggregate of drupelets (small drupes), each of which contains a single seed.

Most commercial red raspberry are cultivars or hybrids of *Rubus idaeus* and *R. strigosus*. Two North American species of black raspberry (*R. occidentalis* and *R. leucodermis*) are also grown commercially in some areas, though production is limited. Raspberry plants are fairly resistant to disease and pests but must be staked or trellised to control their wild growth. Red varieties are usually propagated by suckers (adventitious shoots) from the roots of the parent plant, though leaf or root cuttings are also used for rapid increase of new varieties. Black and purple varieties have arched canes and are propagated by tip layers, the tips of the shoots being buried about 50 mm (2 inches) deep in late summer and the rooted tips being dug in early spring.



The PMCG study examined the potential for raspberry production in Georgia. Although raspberry production is not yet properly developed in Georgia, and is only produced in small quantities, it is considered that this crop has the potential to successfully meet local demand, replace imports and also be exported to the EU. For these reasons, raspberry culture was selected as the object of research in Mtskheta-Mtianeti. Georgia imports a significant amount of raspberries due to the small volume of local production and the seasonality of production. The average price of a producer in Georgia is much lower than in many European countries. This gives Georgia an advantage to become attractive to the European market and also to compete with other importers.



## Overview of Global Raspberry Market (www.tridge.com)

The top exporter in 2020 was Spain with an export value of USD 516M. The top importer in 2020 was United States with an import value of USD 1.53B. The top producer in 2019 was Russia, with a production volume of 174K metric tons.

Rank	Country	Share in Export Value 2020	Share in Export Value 2020	1-Year Growth in Export Value 2019-2020	3-Year Growth in Export Value 2017-2020	Weekly Domestic Price Change 2021-06-07	Monthly Domestic Price Change 2021-06
1	Spain	22.54%	515.60M	-0.98%	+23.45%		-3.57%
2	Mexico	19.55%	447.10M	+7.14%	+39.82%		
3	United States	15.16%	346.72M	-2.5%	+8.61%	+4.64%	-19.1%
4	Morocco	13.43%	307.23M	+22.33%	+128.07%		
5	Portugal	10.62%	242.92M	+2.22%	+42.73%		
6	Netherlands	9.22%	210.91M	+3.22%	+15.24%		
7	Germany	1.88%	42.93M	+0.49%	+37.65%		
8	Belgium	1.87%	42.78M	+37.35%	+34.85%		
9	Poland	1.19%	27.33M	+58.31%	+49.72%	-15.97%	-15.4%
10	South Africa	0.75%	17.25M	-1.15%	+8.21%	+1.04%	+95.67%

## Company description - LLC NENA

In 2014, “Kakhetian Traditional Winemaking” has invested in construction of 2 new fruit processing facilities in Western Georgia. They were put into operation in September, 2015 under the NENA trademark.

NENA produces a wide range of fruit jams, compotes, nectars and sauces, including original Georgian plum sauce Tkemali and authentic hot Adjika. We also produce several varieties of high-quality natural honey.

We are proud with the high quality of fruits and vegetables grown in Georgia, and we always use 100% natural ingredients, harvested and processed by the local farmers. NENA products do not contain antibiotics, pesticides, GMO or other substances prohibited in Georgia and EU. We merge old family recipes with the new technologies to give our products perfect taste and keep all the benefits of freshly picked fruits.

### Company achievements

**7**  
Brands

**8**  
Factories

**3**  
Cells

**4**  
Wine shops

**4**  
Hotels

**19**  
Years

**20**  
Countries

### JV "GeoHolding & KSH" Consortium

Website: <https://www.gkhsh.de/> Email: [Mariam.burdiladze@ilcgeoholding.eu](mailto:Mariam.burdiladze@ilcgeoholding.eu)  
Facebook: <https://www.facebook.com/JV-GeoHolding-KSH-Consortium-109650230653196/>