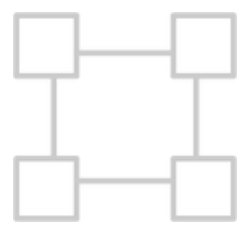




Eurabus 3.0 - 18 Meter



Lightweight



High Range



Smart



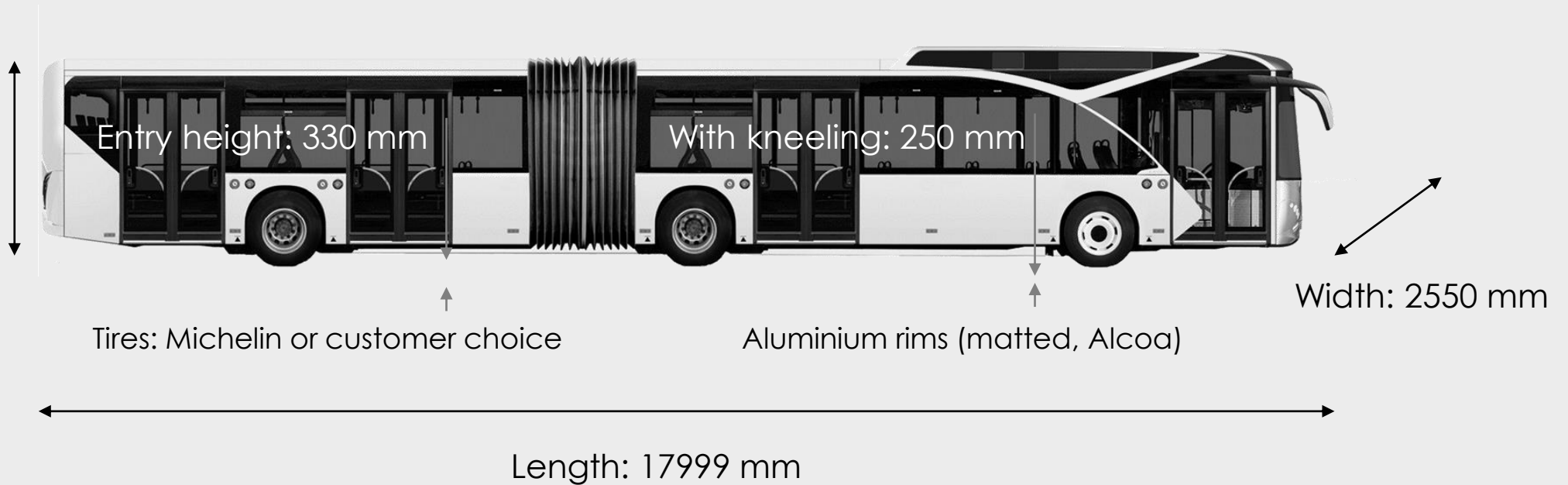
Modular

Dimensions and Weight

Pure electric bus, 3-axles; suitable climate: -20 °C to +45 °C; suitable altitude: 0-3000 m

Gradeability: > 20 % Slope angle front / rear: $\geq 7^\circ$

Height including
A/C: 3280 mm



Gross weight: max. 28000 kg


Chassis, Body and HVAC

Lightweight bus body

Full body aluminium design (incl. roof sheets)

Permanent anti-corrosion protection

Aluminum parts anodized




Cavity sealing

Cataphoretic painting

Bumper



GRP



Front and rear bumper and lower side covers
GRP

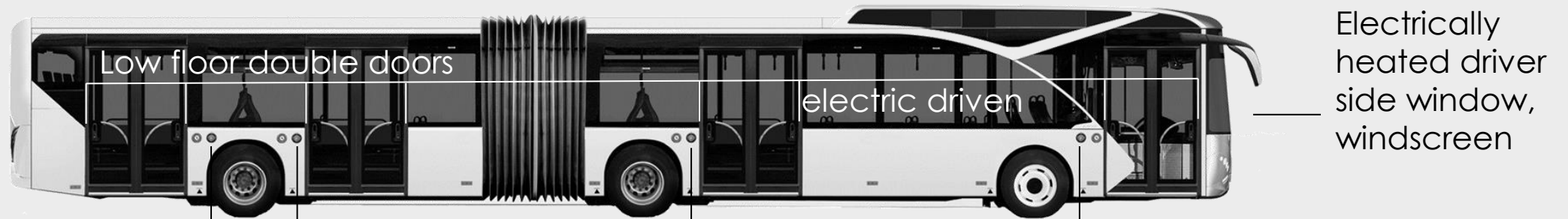
Full electric HVAC with two heat pumps



Doors and Windows

Windows

Tinted against sun, UV protection, emergency exits through windows




Ramp at door II

Easy to maintain manual wheel chair ramp at door II, special stop button and ramp request button at lower height of special use area at door II; optical and acoustical signal to the driver, drive lock when ramp is opened; Option: electrical ramp

Outside door opener with LED illumination

Axles, Gear, Suspension and Compressed Air System

Compressed air system: External charging and outside test connections at front and rear



Rear axle (ZF)

Middle axle (ZF)

Front axle (ZF)

Electric air compressor

Electric steering pump

Steering gear

(Bosch)

Air suspension (Wabco, ECAS)


Continuous damping control (ZF Sachs)

Tire pressure monitoring system (Wabco)

Brake System and Light

Dual-circuit braking system with electronic stability control (ESC) and anti-lock system (EBS 3.3, Wabco)

Rear, fog and
brake light and
turn signal
(All LED)



Day running light,
low/high beam,
fog light
(All LED)

Front, middle and rear axle with **disc brake**

Bus stop brake (automatic drive lock when door I, II, III, (IV) is opened)

Driver Working Place (I)

(according to German standard VDV regulations)



Driver side window

Double glass window, sliding opening, electrically heated



Driver seat

ISRI, air suspension, special features to be agreed with the customer



12.3" display

Control of vehicle electric features, outdoor temperature information, stop request information, estimated driving range information, battery state of charge and energy consumption information, HVAC automatic control system

Driver Working Place (II)

(according to German standard VDV regulations)



Luggage compartment for the driver

Rear view mirror (Mekra)
(Option: Orlaco camera)



Sun shade wind screen
(electric operated sun shade driver side window, manual operated driver cabin door)



Microphone, speaker and amplifier system

12V outlet

Coin box / Ticketing system
(Option: wiring prepared)



270° tail swing view
Fullscreen rear view on reverse gear, indoor camera system with recording, display for the driver and separate display for passengers

Seating and Interior

Number of seats: 45

(excluding driver and foldable seat)

Number of standing people: 75-95

depending on seating layout

Special use area/ Wheel Chair Place

Sufficient amount of straps in the range of special use area, fixed at horizontal handrails

Sufficient number of **“STOP” buttons** (TSL Escha) over the complete passenger compartment with embossed printing

Floor: Gerflor, design by customer requirement



Customized and tailor-made: exact seating layouts, upholstery fabric of seats, platform and step edges (yellow marking, painting of handrails), brands (e.g. Kiel)



Interior Example

Drive Train and Range (I)



Driving range

Up to 650 km



Top speed

Up to 90 km/h



Standard power

Up to 190 kW continuous power, 260 kW peak power



Torque

Up to 2200 Nm continuous torque, 3500 Nm peak



Drive Train and Range (II)



Drive train: central motor

Proven permanent magnet technology for optimal efficiency



Outer rotor topology for maximum torque density



Low electro-magnetic noise



Low-cogging torque for better NVH
(noise, vibration, harshness)



Four-quadrant operation (recuperation feature)

Battery and Charging

(High Voltage Electric System)

Li-Ion battery (total capacity)

Up to 788 kWh

Charging time (full charging)

(depending on defined charging power and battery capacity)

2 – 10 h

(Option: special Eurabus design hot and cold areas battery liquid cooling or preheating system, battery working temperature: – 20 to + 45 °C outside temperature; hot temperature option: liquid cooled < +60°C)

BMS: Eurabus automotive qualified BMS, functional safety

Charging plug: AC (type 2, 63A, 44 kW onboard charger or 2*63A onboard charger, 66/88 kW), DC (option, CCS2, up to 500A or 2*CCS2 with 2*500A)

Emergency cut off system at drivers workplace, rear compartment, charging inlet, service-disconnect for safe maintenance

Auxiliary battery: 2x 45 Ah, maintenance free, smart recharge

Option: High Voltage Training

Basic high voltage training

In addition to the vehicle training Eurabus can offer basic high voltage training. This is divided in 3 levels of depth.

1st level

Basic training for drivers, cleaning personal, non-electric work on the vehicle

2nd level

Working on the electric system, but vehicle is turned off and in safe mode

3rd level

Working on the electric system, vehicle is turned on or working on the battery system

This training is **based on the German official high voltage training law** for people dealing with electric vehicles **above 60V DC**.

Wi-Fi, USB, CCTV and Safety



Wi-Fi and internet system



CCTV system

inside middle door, front to rear and rear to front



USB charging

1*USB-A/ 1*USB-C



Acoustic vehicle

alerting system

(AVAS)



Automatic fire detection system and fire extinguishers

(2*6 kg ABC)


Interior according to the UN regulation 118 (fire resistance of interior materials)



Safety hammers




Anti-pinch & auto-reverse doors



Predictive Maintenance

Screens and Monitoring System



Online monitoring system for:

State of the bus (e.g. maintenance preparation, position)

State of the high voltage drive train and all other electronic systems

(Automatic reporting in the bus depot, integration to existing fleet management system possible)

Destination screens:

Destination screens inside/outside (front, side, rear)

(Lawo, LED system)

Onboard computer / endorser (option):

Wiring can be prepared on customer request and requirements



Contact

Eurabus GmbH

Rapsweg 23, 12683 Berlin, Germany

E-Mail: sales@eurabus.de, hello@eurabus.com

Phone: + 49 30 921 090 764