



Category 4 - Collections and Cash Letters

For Standards MT November 2021

Message Reference Guide

This reference guide contains the category 4 message text standards, including a detailed description of the scope, the format specifications, the rules, the guidelines, and the field specifications of each message type.

23 July 2021

Link to this document: <https://www2.swift.com/go/book/cat4>

Table of Contents

Introduction	6
Changes.....	6
Volume Formatting Explanation.....	6
Message Type Scope.....	6
Message Type Format Specifications.....	6
MT Network Validated Rules.....	7
MT Usage Rules.....	7
MT Guidelines.....	7
MT Field Specifications.....	8
MT Mapping.....	8
MT Examples.....	8
Euro - Impact on Category Message Standards.....	9
Deletion of the National Currency Denomination Currency Codes.....	9
Part 1 - Collections	10
Collections Message Types.....	11
MT 400 Advice of Payment.....	12
MT 400 Scope.....	12
MT 400 Format Specifications.....	12
MT 400 Network Validated Rules.....	13
MT 400 Field Specifications.....	13
MT 400 Examples.....	21
MT 410 Acknowledgement.....	27
MT 410 Scope.....	27
MT 410 Format Specifications.....	27
MT 410 Network Validated Rules.....	27
MT 410 Usage Rules.....	27
MT 410 Field Specifications.....	28
MT 410 Examples.....	31
MT 412 Advice of Acceptance.....	33
MT 412 Scope.....	33
MT 412 Format Specifications.....	33
MT 412 Network Validated Rules.....	33

MT 412 Usage Rules.....	33
MT 412 Field Specifications.....	34
MT 412 Examples.....	36
MT 416 Advice of Non-Payment/Non-Acceptance.....	38
MT 416 Scope.....	38
MT 416 Format Specifications.....	38
MT 416 Network Validated Rules.....	39
MT 416 Guidelines.....	40
MT 416 Field Specifications.....	40
MT 416 Examples.....	47
MT 420 Tracer.....	50
MT 420 Scope.....	50
MT 420 Format Specifications.....	50
MT 420 Network Validated Rules.....	50
MT 420 Usage Rules.....	50
MT 420 Field Specifications.....	51
MT 420 Examples.....	55
MT 422 Advice of Fate and Request for Instructions.....	57
MT 422 Scope.....	57
MT 422 Format Specifications.....	57
MT 422 Network Validated Rules.....	57
MT 422 Usage Rules.....	58
MT 422 Field Specifications.....	58
MT 422 Examples.....	64
MT 430 Amendment of Instructions.....	66
MT 430 Scope.....	66
MT 430 Format Specifications.....	66
MT 430 Network Validated Rules.....	66
MT 430 Usage Rules.....	67
MT 430 Field Specifications.....	67
MT 430 Examples.....	73
Part 2 - Cash Letters.....	75
Cash Letters Message Types.....	76
MT 450 Cash Letter Credit Advice.....	77
MT 450 Scope.....	77
MT 450 Format Specifications.....	77

MT 450 Network Validated Rules.....	77
MT 450 Usage Rules.....	77
MT 450 Guidelines.....	78
MT 450 Field Specifications.....	78
MT 450 Examples.....	81
MT 455 Cash Letter Credit Adjustment Advice.....	83
MT 455 Scope.....	83
MT 455 Format Specifications.....	83
MT 455 Network Validated Rules.....	83
MT 455 Usage Rules.....	83
MT 455 Guidelines.....	83
MT 455 Field Specifications.....	84
MT 455 Examples.....	87
MT 456 Advice of Dishonour.....	89
MT 456 Scope.....	89
MT 456 Format Specifications.....	89
MT 456 Network Validated Rules.....	89
MT 456 Usage Rules.....	90
MT 456 Guidelines.....	90
MT 456 Field Specifications.....	90
MT 456 Examples.....	96
Part 3 - Common Group.....	98
Common Group Message Types.....	99
MT 490 Advice of Charges, Interest and Other Adjustments.....	100
MT 491 Request for Payment of Charges, Interest and Other Expenses.....	101
MT 492 Request for Cancellation.....	102
MT 495 Queries.....	103
MT 496 Answers.....	104
MT 498 Proprietary Message.....	105
MT 499 Free Format Message.....	106
MT 499 Scope.....	106
MT 499 Format Specifications.....	106
MT 499 Network Validated Rules.....	106
MT 499 Field Specifications.....	106
MT 499 Examples.....	107
Glossary of Terms.....	108

Legal Notices..... 109

Introduction

Category 4 consists of messages that are exchanged between banks in the handling of documentary and clean collections, for example, cheque collections, as well as cash letters.

The following guideline applies when sending/receiving messages within this category:

- no provision is made to handle multi-currency collections in any of the message types in this category, except for the MT 430.

Changes

Category 4 - Collections and Cash Letters is not impacted by the November 2021 Standards release.

SWIFT continually applies editorial enhancements to its documentation to improve quality and ensure consistency. These changes are not published but are controlled in order to ensure that they have no impact on FIN validation.

Important This volume contains information effective as of the November 2021 Standards release. Therefore the 24 July 2020 edition of the Standards MT User Handbook volumes remains effective until November 2021.

Volume Formatting Explanation

This volume of the Standards User Handbook set contains general information about the category and a detailed description of each message type which is currently available for use. For each message type, the following information is provided:

Message Type Scope

The scope specifies the Sender and Receiver of the message and provides an explanation on how the message is used. In some messages, an example of the message flow is also provided.

Message Type Format Specifications

The format specifications are the rules for the layout of the message type. This information is provided in table form with the following information:

MT nnn (Message Type Name)

Status	Tag	Field Name	Content/Options	No.
M	20	Transaction Reference Number	16x	1
M	21	Related Reference	16x	2
Mandatory Sequence A (Sequence Name)				
M	25	Account Identification	35x	3
M	32a	Value Date, Currency Code, Amount	C or D	4

Status	Tag	Field Name	Content/Options	No.
-----> Optional Repetitive Sequence B (Sequence Name)				
O	52a	Ordering Institution	A or D	5
M	71B	Details of Charges	6*35x	6
O	72	Sender to Receiver Information	6*35x	7

M = Mandatory O = Optional - Network Validated Rules may apply				

- **MT nnn (Message Type Name)** provides the message type number and name
- **Status** indicates if the field is
 - **M** = Mandatory
 - **O** = Optional - Network Validated Rules may apply

The status **M** for fields in optional (sub)sequences means that the field must be present if the (sub)sequence is present and is otherwise not allowed.
- **Tag** is the field identification.
- **Field Name** is the detailed name of the field tag, for this message type.
- **Content/Options** provides permitted field length and characteristics. For information concerning field structure, notation and character restrictions, see the [Standards MT General Information](#).
- **No.** identifies the number of the field in the Field Specifications for the message type.

Some messages are separated into sequences of fields, as shown above. An arrow indicates that a sequence of fields may be repeated.

MT Network Validated Rules

Network validated rules are validated on the network, that is, rules for which an error code is defined. Rules specified in this section affect more than one field in the message, placing a **condition** on one of the fields specified. They are identified as **Cn**, or conditional rules.

MT Usage Rules

Usage rules are not validated on the network, that is, rules for which no error code is defined, but are nevertheless mandatory for the correct usage of the message. Rules specified in this section affect more than one field in the message, or more than one SWIFT message.

MT Guidelines

Guidelines are not validated on the network and are not mandatory for the correct usage of the message. They concern good practices. Guidelines specified in this section affect more than one field in the message, or more than one SWIFT message.

MT Field Specifications

The rules for the use of each field in the message are specified in this section. Each field is identified by its index number (as shown in the **No.** column of the MT Format Specifications), field tag and detailed field name, followed by a description of the field, which may contain some or all of the following:

- **FORMAT** specifies the field formats which are allowed for the field.
- **PRESENCE** indicates if the field is mandatory, optional or conditional in its sequence.
- **DEFINITION** specifies the definition of the field in the message type.
- **CODES** lists all codes available for use in the field. If there is more than one subfield for which codes are defined, each separate code list will be identified with a **CODES** heading. When a list of codes is validated by the network, the error code will be specified.
- **NETWORK VALIDATED RULES** specifies rules that are validated on the network, that is, rules for which an error code is defined. Generally, rules specified in this section affect only the field in which they appear. In some cases, rules which are validated at the message level, that is, rules which affect more than one field, are repeated in this section. This is the case when the rule does not affect the presence of the field, but information within several fields, for example, a currency which must be the same for more than one field in the message.
- **USAGE RULES** specifies rules that are not validated on the network, that is, rules for which no error code is defined, but are nevertheless mandatory for the correct usage of the field. Rules specified in this section affect only the field in which they appear.
- **MARKET PRACTICE RULES** specifies rules published by the Payments Market Practice Group (PMPG). It informs the reader of the existence of a global market practice document on the business process in which the concerned field is used. The absence of a market practice rule notation does not mean that no market practices exist for the concerned field. The presence of a market practice rule is merely an indicator of a known market practice. Furthermore, readers should be aware that in addition to global market practices there may also be country specific requirements that should be considered when using the field. For more details on PMPG market practice documentation, refer to www.pmpg.info.
- **EXAMPLES** provides one or more examples of the field as it will be formatted/used.

MT Mapping

MT mapping provides an explanation of how to map the fields of the message into another SWIFT message, either of the same or a different message type.

MT Examples

Examples are provided to illustrate the correct use of a message. Examples always include the following information:

- **Narrative** provides a brief description of a transaction
- **Information Flow** illustrates the relationships between the parties involved in the message. An explanation of the flow diagram can be found in the [Standards MT General Information](#).
- **SWIFT Format** provides the message using the defined SWIFT format, and providing an explanation, where necessary, of the fields which have been used.

Euro - Impact on Category Message Standards

Deletion of the National Currency Denomination Currency Codes

See the [Standards MT General Information](#) for full details of the Euro-Related Information (ERI) and the impact on Standards MT message types.

Part 1 - Collections

Collections Message Types

The following table lists all Collections message types defined in Category 4.

For each message type, there is a short description, an indicator whether the message type is signed (Y or N), the maximum message length on input (2,000 or 10,000 characters) and whether the use of the message requires registration with SWIFT for use in a message user group (Y or N).

MT	MT Name	Purpose	Signed ⁽¹⁾	Max. Length	MUG
400	Advice of Payment	Advises of a payment under a collection or part thereof. It also handles the settlement of proceeds	Y	2,000	N
410	Acknowledgement	Acknowledges receipt of a collection. It also specifies if the collecting bank does not intend to act in accordance with the collection instruction	Y	2,000	N
412	Advice of Acceptance	Informs the remitting bank of the acceptance of one or more drafts under one collection instruction	Y	2,000	N
416	Advice of Non-Payment/Non-Acceptance	Advises of the non-payment or non-acceptance under a previously received collection	Y	10,000	Y
420	Tracer	Enquires about documents sent for collection	Y	2,000	N
422	Advice of Fate and Request for Instructions	Advises the remitting bank of the fate of one or more collection documents; usually accompanied by one or more questions or requests	Y	2,000	N
430	Amendment of Instructions	Amends collection instructions	Y	2,000	N

(1) A Relationship Management Application (RMA) authorisation is required in order to sign a message.

Note *A Message User Group (MUG), for the purposes of this book, is a group of users who have voluntarily agreed to support the specified message type and have registered with SWIFT to send or receive the specified message type. These messages are indicated in the preceding table in the column MUG.*

*Registration is free of charge. To register to use one or more message types, submit a registration request (**Order Message User Group**) through the forms available on www.swift.com > Ordering & Support > Ordering > Order Products and Services > Message User Group (MUG).*

*To withdraw from a MUG, use the **Terminate your MUG subscription** request. These forms are available at www.swift.com > Ordering & Support > Ordering > Terminate and deactivate > Message User Group (MUG).*

To get the list of other members of a particular MUG, please contact Support.

MT 400 Advice of Payment

MT 400 Scope

This message type is sent by the collecting bank to the remitting bank.

It may also be sent:

- on behalf of the collecting bank by its branch/affiliate bank to the remitting bank or branch/affiliate of that bank
- by a collecting bank to another collecting bank

It is used to advise a payment under a collection or a part thereof and may also be used for the settlement of proceeds. The account relationship between the Sender and the Receiver is used, unless expressly stated otherwise in the message.

This message must never be sent to a bank acting solely as a reimbursement bank. In this case, the appropriate message type is an MT 202 Financial Institution Transfer.

MT 400 Format Specifications

MT 400 Advice of Payment

Status	Tag	Field Name	Content/Options	No.
M	20	Sending Bank's TRN	16x	1
M	21	Related Reference	16x	2
M	32a	Amount Collected	A, B, or K	3
M	33A	Proceeds Remitted	6!n3!a15d	4
O	52a	Ordering Bank	A or D	5
O	53a	Sender's Correspondent	A, B, or D	6
O	54a	Receiver's Correspondent	A, B, or D	7
O	57a	Account With Bank	A or D	8
O	58a	Beneficiary Bank	A, B, or D	9
O	71B	Details of Charges	6*35x	10
O	72	Sender to Receiver Information	6*35x	11
O	73	Details of Amounts Added	6*35x	12
M = Mandatory, O = Optional - Network Validated Rules may apply				

MT 400 Network Validated Rules

C1 Field 57a may only be present if fields 53a and 54a are both present (Error code(s): C11).

C2 The currency code in the amount fields 32a and 33A must be the same (Error code(s): C02).

MT 400 Field Specifications

MT 400 - 1. Field 20: Sending Bank's TRN

Format

16x

Presence

Mandatory

Definition

This field specifies the collection number which has been assigned by the Sender of the message.

Network Validated Rules

This field must not start or end with a slash '/' and must not contain two consecutive slashes '/' (Error code(s): T26).

MT 400 - 2. Field 21: Related Reference

Format

16x

Presence

Mandatory

Definition

This field specifies the collection number of the Receiver of the message.

Codes

If the reference cannot be contained in this field, the code 'SEE72' may be used and the reference placed in field 72.

Network Validated Rules

This field must not start or end with a slash '/' and must not contain two consecutive slashes '/' (Error code(s): T26).

MT 400 - 3. Field 32a: Amount Collected

Format

Option A	6!n3!a15d	(Date) (Currency) (Amount)
Option B	3!a15d	(Currency) (Amount)
Option K	1!a3!n2!a3!a15d	(Day/Month) (Number of Days/Months) (Code) (Currency) (Amount)

Presence

Mandatory (referenced in rule C2)

Definition

This field contains the maturity date as indicated in the collection instruction, followed by the currency code and the amount of principal paid or to be paid by the drawee.

Codes

In option K, Day/Month must contain one of the following codes (Error code(s): T61):

D	Days	Period is expressed as a number of days.
M	Months	Period is expressed as a number of months.

Codes

In option K, Code must contain one of the following codes specifying additional information about the maturity period (Error code(s): T20):

BE	After the date of the bill of exchange.
CC	After customs clearance of goods.
FD	After goods pass food and drug administration.
FP	First presentation.
GA	After arrival of goods.
ID	After invoice date.
ST	After sight.
TD	After date of transport documents.
XX	See field 72 for specification.

Network Validated Rules

In option A, date must be a valid date expressed as YYMMDD (Error code(s): T50).

Currency must be a valid ISO 4217 currency code (Error code(s): T52).

The integer part of Amount must contain at least one digit. The decimal comma ',' is mandatory and is included in the maximum length. The number of digits following the comma must not exceed the maximum number allowed for that specific currency as specified in ISO 4217 (Error code(s): C03, T40, T43).

Usage Rules

Option A must be used when the maturity is at a fixed date.

Option B must be used when the maturity date is not known.

Option K must be used when the maturity date is expressed as a period of time, with additional information needed to calculate the maturity date.

Traditional collection terms, for example, primo, ultimo, etc., must be expressed in the ISO date format, using option A.

Example

:32A:081216EUR100000,
(EUR 100000, on 16 Dec 2008)
:32B:EUR100000,
(EUR 100000, no maturity date)
:32K:D060STEUR100000,
(EUR 100000, 60 days after sight)
:32K:D000STEUR100000,
(EUR 100000, at sight)
:32K:M001IDEUR100000,
(EUR 100000, 1 month after invoice date)

MT 400 - 4. Field 33A: Proceeds Remitted

Format

Option A 6!n3!a15d (Date) (Currency) (Amount)

Presence

Mandatory (referenced in rule C2)

Definition

This field specifies the value date, currency code and the amount remitted.

Network Validated Rules

Date must be a valid date expressed as YYMMDD (Error code(s): T50).

Currency must be a valid ISO 4217 currency code (Error code(s): T52).

The integer part of Amount must contain at least one digit. The decimal comma ',' is mandatory and is included in the maximum length. The number of digits following the comma must not exceed the maximum number allowed for the specified currency (Error code(s): C03, T40, T43).

Usage Rules

Amount will normally be equal to the amount specified in field 32a plus any amount(s) specified in field 73, less any amount(s) specified in field 71B.

MT 400 - 5. Field 52a: Ordering Bank

Format

Option A	[/1!a] [/34x] 4!a2!a2!c [3!c]	(Party Identifier) (Identifier Code)
Option D	[/1!a] [/34x] 4*35x	(Party Identifier) (Name and Address)

Presence

Optional

Definition

This field identifies the collecting branch or affiliate bank on behalf of which the message was sent. It must specify a branch or an affiliate of the Sender.

Network Validated Rules

Identifier Code must be a registered financial institution BIC (Error code(s): T27, T28, T29, T45).

Identifier Code must be a financial institution BIC. This error code applies to all types of BICs referenced in a FIN message including connected BICs, non-connected BICs, Masters, Synonyms, Live destinations and Test & Training destinations (Error code(s): C05).

MT 400 - 6. Field 53a: Sender's Correspondent

Format

Option A	[/1!a] [/34x] 4!a2!a2!c [3!c]	(Party Identifier) (Identifier Code)
Option B	[/1!a] [/34x] [35x]	(Party Identifier) (Location)
Option D	[/1!a] [/34x] 4*35x	(Party Identifier) (Name and Address)

Presence

Optional (referenced in rule C1)

Definition

Where required, this field identifies the account or branch of the Sender, or another bank, through which the Sender will provide the proceeds of the collection to the Receiver.

Network Validated Rules

Identifier Code must be a registered financial institution BIC (Error code(s): T27, T28, T29, T45).

Identifier Code must be a financial institution BIC. This error code applies to all types of BICs referenced in a FIN message including connected BICs, non-connected BICs, Masters, Synonyms, Live destinations and Test & Training destinations (Error code(s): C05).

Usage Rules

The absence of field 53a and/or field 54a means that the single direct account relationship between the Sender and the Receiver, in the currency of the credit, will be used to remit the collection proceeds.

MT 400 - 7. Field 54a: Receiver's Correspondent

Format

Option A	[/1!a] [/34x] 4!a2!a2!c[3!c]	(Party Identifier) (Identifier Code)
Option B	[/1!a] [/34x] [35x]	(Party Identifier) (Location)
Option D	[/1!a] [/34x] 4*35x	(Party Identifier) (Name and Address)

Presence

Conditional (see rule C1)

Definition

Where required, this field specifies the branch of the Receiver, or another bank, at which the proceeds of the collection will be made available to the Receiver.

Network Validated Rules

Identifier Code must be a registered financial institution BIC (Error code(s): T27, T28, T29, T45).

Identifier Code must be a financial institution BIC. This error code applies to all types of BICs referenced in a FIN message including connected BICs, non-connected BICs, Masters, Synonyms, Live destinations and Test & Training destinations (Error code(s): C05).

Usage Rules

The absence of field 53a and/or field 54a means that the single direct account relationship between the Sender and the Receiver, in the currency of the credit, will be used to remit the collection proceeds.

MT 400 - 8. Field 57a: Account With Bank

Format

Option A	[/1!a] [/34x] 4!a2!a2!c[3!c]	(Party Identifier) (Identifier Code)
Option D	[/1!a] [/34x] 4*35x	(Party Identifier) (Name and Address)

Presence

Conditional (see rule C1)

Definition

This field identifies the account with bank.

Network Validated Rules

Identifier Code must be a registered financial institution BIC (Error code(s): T27, T28, T29, T45).

Identifier Code must be a financial institution BIC. This error code applies to all types of BICs referenced in a FIN message including connected BICs, non-connected BICs, Masters, Synonyms, Live destinations and Test & Training destinations (Error code(s): C05).

Usage Rules

This field may only be used in those cases where the funds will be made available to the Receiver through a bank other than that indicated in field 54a, that is, the bank in field 54a will remit the funds to the bank in this field for further credit to the Receiver.

When this field is used, the content of field 57a in the subsequent MT 202/203 Financial Institution Transfer message sent by the Sender of the MT 400 will be the same.

MT 400 - 9. Field 58a: Beneficiary Bank

Format

Option A	[/1!a] [/34x] 4!a2!a2!c [3!c]	(Party Identifier) (Identifier Code)
Option B	[/1!a] [/34x] [35x]	(Party Identifier) (Location)
Option D	[/1!a] [/34x] 4*35x	(Party Identifier) (Name and Address)

Presence

Optional

Definition

This field identifies the Receiver's branch or affiliate that initiated the collection. It is the party which is to be credited with the proceeds of the collection.

Network Validated Rules

Identifier Code must be a registered financial institution BIC (Error code(s): T27, T28, T29, T45).

Identifier Code must be a financial institution BIC. This error code applies to all types of BICs referenced in a FIN message including connected BICs, non-connected BICs, Masters, Synonyms, Live destinations and Test & Training destinations (Error code(s): C05).

MT 400 - 10. Field 71B: Details of Charges

Format

Option B	6*35x	(Narrative)
----------	-------	-------------

In addition to narrative text, the following line formats may be used:

Line 1	/8a/[3!a13d][additional information]	(Code) (Currency) (Amount) (Narrative)
Lines 2-6	[//continuation of additional information] or [/8a/[3!a13d][additional information]]	(Narrative) or (Code) (Currency) (Amount) (Narrative)

Presence

Optional

Definition

This field specifies the deductions made from the total amount collected (field 32a).

Codes

One of the following codes may be used in Code, followed by the currency code and amount:

AGENT	Agent's Commission
COMM	Our Commission
CORCOM	Our Correspondent's Commission
DISC	Commercial Discount
INSUR	Insurance Premium
POST	Our Postage
STAMP	Stamp Duty
TELECHAR	Teletransmission Charges
WAREHOUS	Wharfing and Warehouse

Usage Rules

This field will only be used for deductions in the same currency as that in which the collection has been paid and remitted. For charges in other currencies, field 72 must be used.

Any code used in this field must be between slashes and must appear at the beginning of a line.

Narrative text must not begin with a slash and, if used, must begin on a new line and be the last information in the field.

Example

:71B:/AGENT/USD50,

MT 400 - 11. Field 72: Sender to Receiver Information

Format

6*35x (Narrative)

In addition to narrative text, structured text with the following line formats may be used:

Line 1	/8c/[additional information]	(Code) (Narrative)
Lines 2-6	[//continuation of additional information] or [/8c/[additional information]]	(Narrative) or (Code) (Narrative)

Presence

Optional

Definition

This field specifies additional information for the Receiver.

Codes

One or more of the following codes may be used in Code:

ALCHAREF	All charges have been refused by drawee(s).	
BNF	Beneficiary	Information following is for the beneficiary.
OUCHAREF	Our charges refused	Our charges have been refused by drawee(s).
PHONBEN	Telephone beneficiary	Please advise/contact the beneficiary by phone.
REC	Receiver	Instructions following are for the Receiver of the message.
TELEBEN	Telecommunication	Please advise the beneficiary by the most efficient means of telecommunication.
TSU	Trade Services Utility transaction	The code placed between slashes (/) must be followed by the TSU transaction identifier, a slash (/), the invoice number, a slash (/) and the amount paid.
UCHAREF	Your charges refused	Your charges have been refused by drawee(s).

Usage Rules

Any code must be between slashes and must appear at the beginning of a line.

Narrative text must not begin with a slash and, if used, must begin on a new line and be the last information in the field.

This field may include ERI, as specified in the chapter entitled "Euro-Related Information (ERI)" in the [Standards MT General Information](#).

MT 400 - 12. Field 73: Details of Amounts Added

Format

6*35x (Narrative)

In addition to narrative text, the following line formats may be used:

Line 1	/8a/[3!a13d][additional information]	(Code) (Currency) (Amount) (Narrative)
Lines 2-6	[//continuation of additional information] or [//8a/[3!a13d][additional information]]	(Narrative) or (Code) (Currency) (Amount) (Narrative)

Presence

Optional

Definition

This field specifies the details of amounts added to the amount of principal.

Codes

For amounts frequently added, the codes shown below may be used in Code, followed by the amount which has been added:

INTEREST	Interest collected	
RETCOMM	Return commission	Return commission given by the collecting bank.
YOURCHAR	Your charges collected	Remitting bank's charges collected.

Usage Rules

This field will only be used for amounts added in the same currency as that in which the collection has been paid and remitted. Amounts added in other currencies must be explained in field 72.

Any code used in this field must be between slashes and must appear at the beginning of a line.

Narrative text must not begin with a slash and, if used, must begin on a new line and be the last information in the field.

MT 400 Examples

Advice of Payment

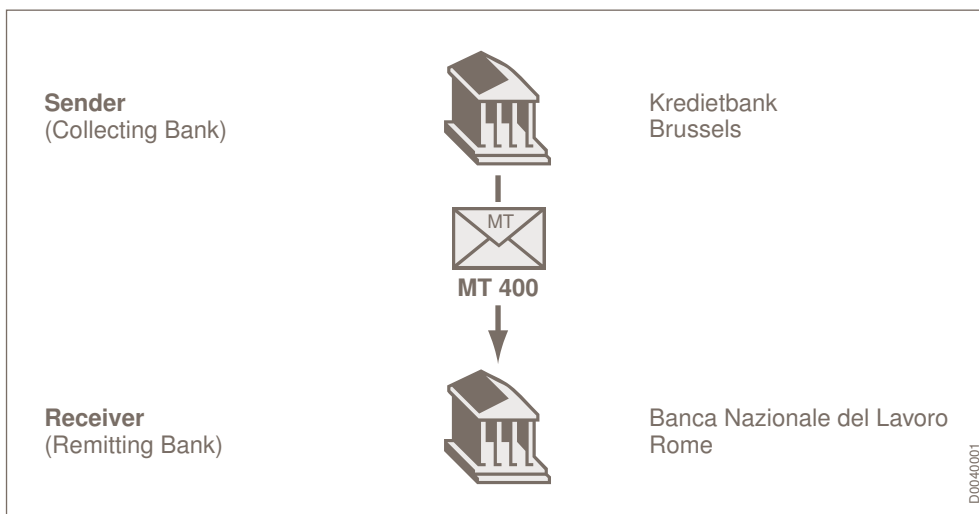
Narrative

Kredietbank, Brussels, sends an advice of payment to Banca Nazionale del Lavoro, Rome, with the following information:

Kredietbank's Reference:	COL456
Banca Nazionale del Lavoro's Reference:	REM432
Amount Collected:	EUR 1,000,000
Terms:	Payable at sight
Charges:	EUR 200 Amendment Fee EUR 260 Stamp Duty
Proceeds Remitted:	EUR 999,540
Value Date:	5 August 2012

(To review the MT 410, 412, 420, 422 and 430 messages concerning this collection, see the respective Example sections).

Information Flow



SWIFT Message

Explanation	Format
Sender	KREDBEBB
Message Type	400
Receiver	BNLIITRR
Message Text	
Sending Bank's TRN	:20:COL456
Related Reference	:21:REM432
Amount Collected	:32K:D000STEUR1000000,

Explanation	Format
Proceeds Remitted	:33A:080805EUR999540,
Details of Charges	:71B:/STAMP/EUR260, AMENDMENT FEE EUR200,
End of Message Text/Trailer	

Message A Advice of Payment

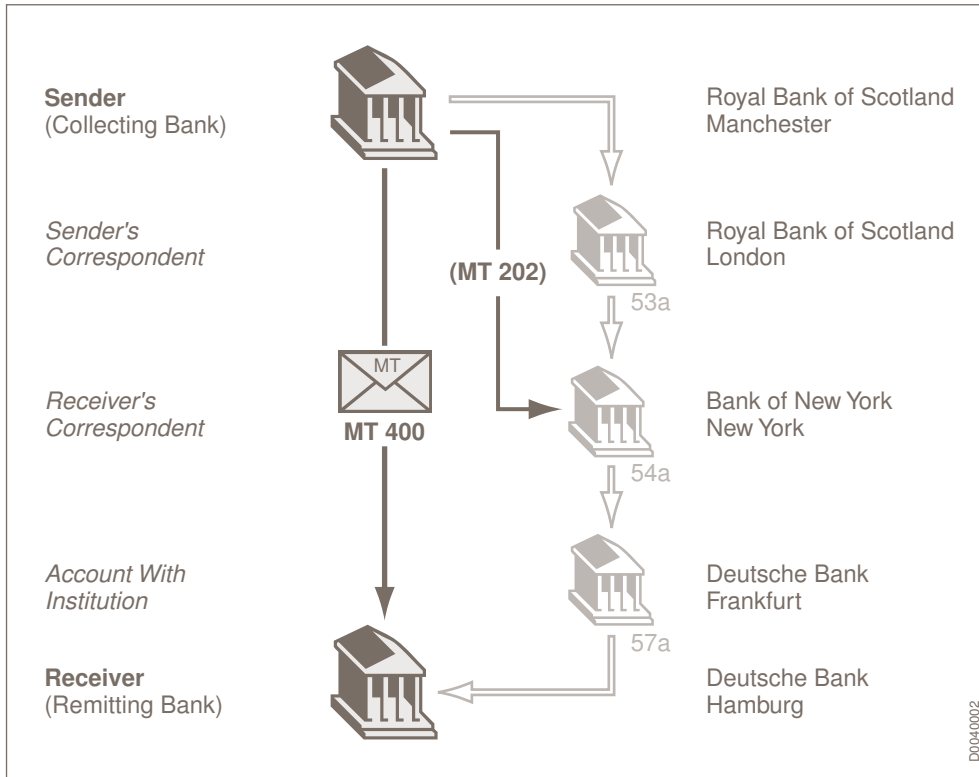
Narrative

Goods with a value of US dollars 6,000 were exported from Germany to England. Deutsche Bank, Hamburg, sent the documents to Royal Bank of Scotland, Manchester, for collection.

Royal Bank of Scotland sends the advice of payment to Deutsche Bank, Hamburg, with the following information:

Royal Bank of Scotland's Reference:	C67211
Deutsche Bank's Reference:	421337HBG
Amount Collected:	USD 6,000
Terms:	Payable at sight
Charges:	USD 15 Commission
Proceeds Remitted:	USD 5,985
Value Date:	30 July 2012
Payable through:	Royal Bank of Scotland, London, to Deutsche Bank, Frankfurt, at Bank of New York, New York

Information Flow



SWIFT Message

Explanation	Format
Sender	RBOSGB2M
Message Type	400
Receiver	DEUTDEHH
Message Text	
Sending Bank's TRN	:20:C67211
Related Reference	:21:421337HBG
Amount Collected	:32K:D000STUSD6000,
Proceeds Remitted	:33A:120730USD5985,
Sender's Correspondent ⁽¹⁾	:53A:RBOSGB2L
Receiver's Correspondent ⁽²⁾	:54A:BONYUS33
Account With Bank ⁽³⁾	:57A:DEUTDEFF
Details of Charges	:71B:/COMM/USD15,

Explanation	Format
End of Message Text/Trailer	

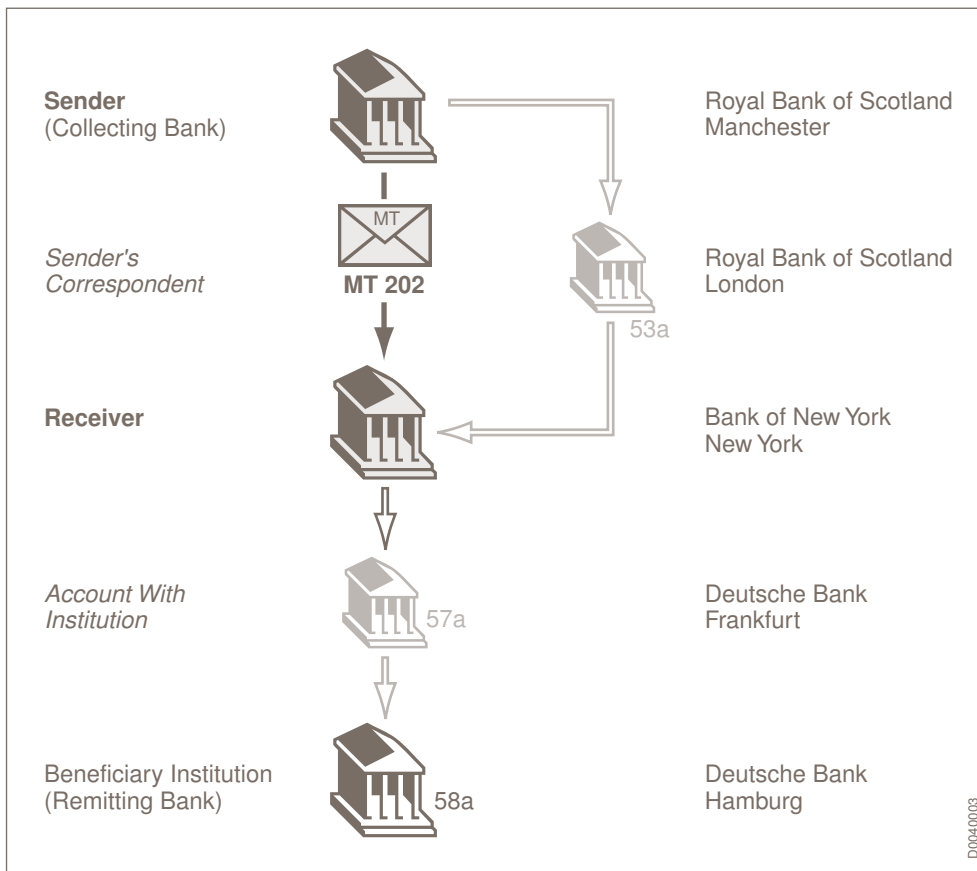
- (1) Royal Bank of Scotland, London, which will provide reimbursement of the proceeds of the collection on behalf of the Sender.
- (2) Bank of New York, NY, which will receive the proceeds of the collection for credit to Deutsche Bank, Frankfurt.
- (3) Deutsche Bank, Frankfurt, which will be credited with the proceeds of the collection in favour of the Receiver of the message.

Message B General Financial Institution Transfer

Narrative

The cover payment is sent by Royal Bank of Scotland, Manchester directly to Bank of New York, New York.

Information Flow



SWIFT Message

Explanation	Format
Sender	RBOSGB2M
Message Type	202
Receiver	BONYUS33

Explanation	Format
Unique End-to-end Transaction Reference	121:4732689d-efab-4fbe-9f09-fb75eb563bb9
Message Text	
Transaction Reference Number	:20:C67211
Related Reference	:21:421337HBG
Value Date/Currency Code/Amount	:32A:120730USD5985,
Sender's Correspondent ⁽¹⁾	:53A:RBOSGB2L
Account With Institution	:57A:DEUTDEFF
Beneficiary Institution	:58A:DEUTDEHH
End of Message Text/Trailer	

(1) Royal Bank of Scotland, London, on behalf of its Manchester branch, will provide the funds to Bank of New York, NY.

MT 410 Acknowledgement

MT 410 Scope

This message type is sent by a collecting bank to a remitting bank to acknowledge the receipt of a collection.

It may also be sent by a collecting bank to another collecting bank.

Unless otherwise expressly stated, this message type states that the collecting bank intends to act in accordance with the collection instruction.

MT 410 Format Specifications

MT 410 Acknowledgement

Status	Tag	Field Name	Content/Options	No.
----->				
M	20	Sending Bank's TRN	16x	1
M	21	Related Reference	16x	2
M	32a	Amount Acknowledged	A, B, or K	3

O	72	Sender to Receiver Information	6*35x	4
M = Mandatory, O = Optional - Network Validated Rules may apply				

MT 410 Network Validated Rules

- C1** Fields 20, 21, and 32a may not appear more than ten times (Error code(s): T10).
- C2** The currency code in the amount field 32a must be the same for all occurrences of this field in the message (Error code(s): C02).

MT 410 Usage Rules

- If the collecting bank does not apply the ICC Uniform Rules for collections, this should be stated in the message.
- The MT 410 may be a single or a multiple message. When it is a multiple message, it must refer to one collection (for at least one of the banks).
- When one of the banks views a collection with more than one item as more than one collection, fields 20 and 21 are to be used as follows:
 The remitting bank sends what it considers to be two separate collections (references '1' and '2') to the collecting bank.

The collecting bank, when sending an acknowledgement, considers this to be one item (reference 'A').
Fields 20 and 21, will appear as:

1st repetitive sequence:	:20:A
	:21:1
2nd repetitive sequence:	:20:A
	:21:2

The remitting bank sends what it considers to be one collection (reference '1') to the collecting bank.

The collecting bank, when sending an acknowledgement, considers this to be two items (reference 'A' and 'B').

Fields 20 and 21 will appear as:

1st repetitive sequence:	:20:A
	:21:1
2nd repetitive sequence:	:20:B
	:21:1

- A collection instruction involving two or more currencies must be acknowledged by two or more separate MT 410s.

MT 410 Field Specifications

MT 410 - 1. Field 20: Sending Bank's TRN

Format

16x

Presence

Mandatory (referenced in rule C1)

Definition

This field contains the collection number which has been assigned by the Sender of the message.

Network Validated Rules

This field must not start or end with a slash '/' and must not contain two consecutive slashes '/' (Error code(s): T26).

MT 410 - 2. Field 21: Related Reference

Format

16x

Presence

Mandatory (referenced in rule C1)

Definition

This field contains the collection number of the Receiver of the message.

Codes

If the reference cannot be contained in this field, the code 'SEE72' may be used and the reference placed in field 72.

Network Validated Rules

This field must not start or end with a slash '/' and must not contain two consecutive slashes '/' (Error code(s): T26).

MT 410 - 3. Field 32a: Amount Acknowledged

Format

Option A	6!n3!a15d	(Date) (Currency) (Amount)
Option B	3!a15d	(Currency) (Amount)
Option K	1!a3!n2!a3!a15d	(Day/Month) (Number of Days/Months) (Code) (Currency) (Amount)

Presence

Mandatory (referenced in rules C1 and C2)

Definition

This field contains the maturity date as indicated in the collection instruction, followed by the currency code and the amount of the collection acknowledged.

Codes

In option K, Day/Month must contain one of the following codes (Error code(s): T61):

D	Days	Period is expressed as a number of days.
M	Months	Period is expressed as a number of months.

Codes

In option K, Code must contain one of the following codes specifying additional information about the maturity period (Error code(s): T20):

BE	After the date of the bill of exchange.
CC	After customs clearance of goods.
FD	After goods pass food and drug administration.
FP	First presentation.

GA	After arrival of goods.
ID	After invoice date.
ST	After sight.
TD	After date of transport documents.
XX	See field 72 for specification.

Network Validated Rules

In option A, Date must be a valid date expressed as YYMMDD (Error code(s): T50).

Currency must be a valid ISO 4217 currency code (Error code(s): T52).

The integer part of Amount must contain at least one digit. The decimal comma ',' is mandatory and the maximum length includes it. The number of digits following the comma must not exceed the maximum number allowed for that specific currency as specified in ISO 4217 (Error code(s): C03, T40, T43).

Usage Rules

Option A must be used when the maturity is at a fixed date.

Option B must be used when the maturity date is not known.

Option K must be used when the maturity date is expressed as a period of time, with additional information needed to calculate the maturity date.

Traditional collection terms, for example, primo, ultimo, etc. must be expressed in the ISO date format, using option A.

Example

:32A:081216EUR100000,
(EUR100000, on 12 Dec 2008)
:32B:EUR100000,
(EUR 100000, no maturity date)
:32K:D060STEUR100000,
(EUR 100000, 60 days after sight)
:32K:D000STEUR100000,
(EUR 100000, at sight)
:32K:M001IDEUR100000,
(EUR 100000, 1 month after invoice date)

MT 410 - 4. Field 72: Sender to Receiver Information

Format

6*35x (Narrative)

In addition to narrative text, structured text with the following line formats may be used:

Line 1	/8c/[additional information]	(Code) (Narrative)
Lines 2-6	[//continuation of additional information] or [/8c/[additional information]]	(Narrative) or (Code) (Narrative)

Presence

Optional

Definition

This field specifies additional information about the collection.

Codes

One or more of the following codes may be used in Code:

DRAWEE	Drawee not known	Insufficient information to identify/contact drawees. Please give us further instructions.
FORWARD	Forwarding the collection	We are forwarding the collection(s) to our branch ... Please address any further communication to them.
REC	Receiver	Instructions following are for the Receiver of the message.

Usage Rules

Any code must be between slashes and must appear at the beginning of a line.

Narrative text must not begin with a slash and, if used, must begin on a new line and be the last information in the field.

MT 410 Examples

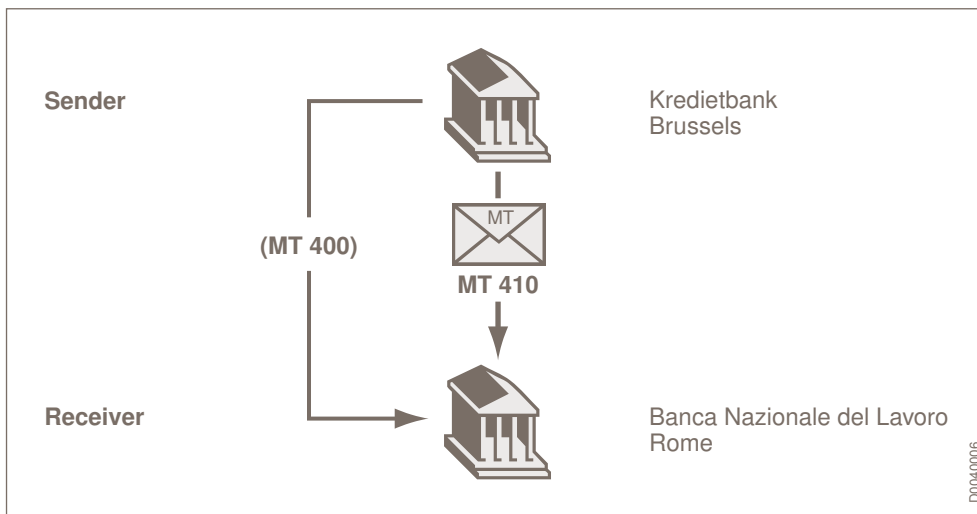
Narrative

William Lesis, whose bank is Kredietbank, Brussels, imports shoes at a cost of Euro 2,300,000 from Martino Gagli, whose bank is Banca Nazionale del Lavoro in Rome.

Banca Nazionale del Lavoro sends the documents for collection (against payment), together with a sight draft, to Kredietbank.

(To review the MT 400, 412, 420, 422 and 430 messages related to this collection, see the respective Example sections.)

Information Flow



SWIFT Message

Explanation	Format
Sender	KREDBEBB
Message Type	410
Receiver	BNLIITRR
Message Text	
Sending Bank's TRN ⁽¹⁾	:20:COL456
Related Reference ⁽²⁾	:21:REM432
Amount Acknowledged ⁽³⁾	:32K:D000STEUR2300000,
End of Message Text/Trailer	

- (1) The reference assigned by Kredietbank.
- (2) The reference assigned by Banca Nazionale del Lavoro.
- (3) The maturity period (payable at sight), currency code and amount of the collection.

MT 412 Advice of Acceptance

MT 412 Scope

This message type is sent by the collecting bank to the remitting bank.

It may also be sent by a collecting bank to another collecting bank.

It is used to inform the Receiver of the acceptance of one or more drafts under one collection instruction.

MT 412 Format Specifications

MT 412 Advice of Acceptance

Status	Tag	Field Name	Content/Options	No.
----->				
M	20	Sending Bank's TRN	16x	1
M	21	Related Reference	16x	2
M	32A	Maturity Date, Currency Code, Amount Accepted	6!n3!a15d	3

O	72	Sender to Receiver Information	6*35x	4
M = Mandatory, O = Optional - Network Validated Rules may apply				

MT 412 Network Validated Rules

C1 Fields 20, 21 and 32A may not appear more than ten times (Error code(s): T10).

C2 The currency code in the amount field 32A must be the same for all occurrences of this field in the message (Error code(s): C02).

MT 412 Usage Rules

- The MT 412 may be a single or a multiple message. When it is a multiple message, it must refer to one collection (for at least one of the banks) or one collection message.
- When one of the banks views a collection with more than one item as more than one collection, fields 20 and 21 are to be used as follows:

The remitting bank sends what it considers to be two separate collections (references '1' and '2') to the collecting bank.

The collecting bank, when sending an acknowledgement, considers this to be one item (reference 'A').

Fields 20 and 21, will appear as:

1st repetitive sequence:	:20:A
	:21:1
2nd repetitive sequence:	:20:A
	:21:2

The remitting bank sends what it considers to be one collection (reference '1') to the collecting bank.

The collecting bank, when sending an acknowledgement, considers this to be two items (reference 'A' and 'B').

Fields 20 and 21 will appear as:

1st repetitive sequence:	:20:A
	:21:1
2nd repetitive sequence:	:20:B
	:21:1

MT 412 Field Specifications

MT 412 - 1. Field 20: Sending Bank's TRN

Format

16x

Presence

Mandatory (referenced in rule C1)

Definition

This field contains the collection number which has been assigned by the Sender of the message.

Network Validated Rules

This field must not start or end with a slash '/' and must not contain two consecutive slashes '/' (Error code(s): T26).

MT 412 - 2. Field 21: Related Reference

Format

16x

Presence

Mandatory (referenced in rule C1)

Definition

This field contains the collection number of the remitting bank.

Codes

If the reference cannot be contained in this field, the code 'SEE72' may be used and the reference placed in field 72.

Network Validated Rules

This field must not start or end with a slash '/' and must not contain two consecutive slashes '/' (Error code(s): T26).

MT 412 - 3. Field 32A: Maturity Date, Currency Code, Amount Accepted

Format

Option A 6!n3!a15d (Date) (Currency) (Amount)

Presence

Mandatory (referenced in rules C1 and C2)

Definition

This field specifies the maturity date, currency code and the amount of the collection which has been accepted.

Network Validated Rules

Date must be a valid date expressed as YYMMDD (Error code(s): T50).

Currency must be a valid ISO 4217 currency code (Error code(s): T52).

The integer part of Amount must contain at least one digit. The decimal comma ',' is mandatory and is included in the maximum length. The number of digits following the comma must not exceed the maximum number allowed for the specified currency (Error code(s): C03, T40, T43).

MT 412 - 4. Field 72: Sender to Receiver Information

Format

6*35x (Narrative)

In addition to narrative text, structured text with the following line formats may be used:

Line 1	/8c/[additional information]	(Code) (Narrative)
Lines 2-6	[//continuation of additional information] or [/8c/[additional information]]	(Narrative) or (Code) (Narrative)

Presence

Optional

Definition

This field specifies additional information for the Receiver.

Codes

One or more of the following codes may be used in Code:

ALCHAREF	All charges refused	All charges have been refused by drawee(s).
DOMICIL	Domiciled at	The collection has been domiciled at ...
HOLD	Hold	The accepted draft(s) is/are being held with us in safe custody and at your disposal for presentation for payment at maturity.
OUCHAREF	Our charges refused	Our charges have been refused by drawee(s).
REC	Receiver	Instructions following are for the Receiver of the message.
RETURN	Return	The accepted draft(s) is/are being returned to you by airmail.
UCHAREF	Your charges refused	Your charges have been refused by drawee(s).

Usage Rules

Any code must be between slashes and must appear at the beginning of a line.

Narrative text must not begin with a slash and, if used, must begin on a new line and be the last information in the field.

MT 412 Examples

Narrative

William Lesis, whose bank is Kredietbank, Brussels, imports shoes at a cost of Euro 2,300,000 from Martino Gagli, whose bank is Banca Nazionale del Lavoro in Rome.

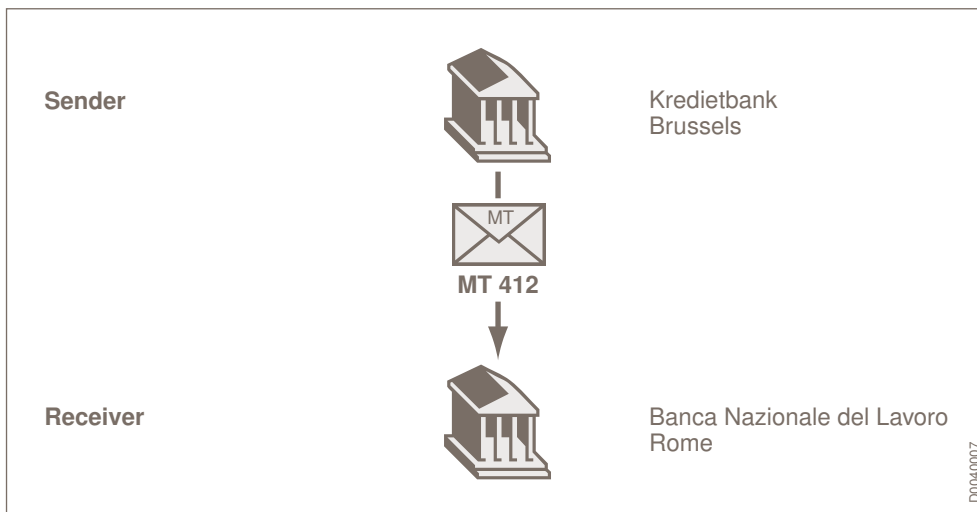
Banca Nazionale del Lavoro sends the documents for collection (against payment), together with a sight draft, to Kredietbank.

(To review the MT 400, 410, 420, 422 and 430 messages relating to this collection, see the respective Example sections.)

The terms of the collection state that Mr. Lesis will pay Euro 1,000,000 on arrival of the goods and will accept a 90 days draft for the remaining Euro 1,300,000.

Kredietbank, Brussels, informs Mr. Lesis that his conditions have been met. Mr. Lesis accepts the draft and pays EUR 1,000,000. Kredietbank sends an advice of acceptance for the deferred payment of EUR 1,300,000 with a maturity date of 2 November 2012.

Information Flow



SWIFT Message

Explanation	Format
Sender	KREDBEBB
Message Type	412
Receiver	BNLIITRR
Message Text	
Sending Bank's TRN	:20:COL456
Related Reference	:21:REM432
Maturity Date/Currency Code/Amount	:32A:121102EUR1300000,
Sender to Receiver Information ⁽¹⁾	:72:/HOLDING/
End of Message Text/Trailer	

(1) /HOLDING/ meaning that the accepted draft is being held in safe custody for presentation for payment at maturity.

MT 416 Advice of Non-Payment/Non-Acceptance

Note *The use of this message type requires Message User Group (MUG) registration.*

MT 416 Scope

This message type is sent by the collecting bank to the remitting bank.

It may also be sent:

- to the remitting bank via another financial institution.
- by a presenting bank to a collecting bank.

It is used to advise of non-payment or non-acceptance under a previously received collection or part thereof.

MT 416 Format Specifications

The MT 416 consists of two sequences:

- Sequence A General Information is a single occurrence mandatory sequence and contains information to be applied to all individual transactions detailed in sequence B.
- Sequence B Non-Payment/Non-Acceptance Details, is a repetitive mandatory sequence; each occurrence provides details of one individual document which was non-paid/non-accepted.

MT 416 Advice of Non-Payment/Non-Acceptance

Status	Tag	Field Name	Content/Options	No.
Mandatory Sequence A General Information				
M	20	Sender's Reference	16x	1
M	21	Related Reference	16x	2
O	23E	Advice Type	4!c[/30x]	3
O	51A	Sending Institution	[/1!a]/[/34x]<crLf>4!a2!a2!c[3!c]	4
O	53a	Sender's Correspondent	A or B	5
O	71F	Sender's Charges	3!a15d	6
O	77A	Reason for Non-Payment/Non-Acceptance	20*35x	7
End of Sequence A General Information				
-----> Mandatory Repetitive Sequence B Non-Payment/Non-Acceptance Details				
M	21A	Related Sequence Reference	16x	8
O	23E	Advice Type	4!c[/30x]	9
O	21C	Principal's Reference	35x	10

Status	Tag	Field Name	Content/Options	No.
M	32a	Face Amount of Document(s)	A, B, or K	11
O	50D	Principal	[/1!a][/34x]<crf>4*35x	12
O	59	Drawee	[/34x]<crf>4*35x	13
O	71F	Sender's Charges	3!a15d	14
O	77A	Reason for Non-Payment/Non-Acceptance	20*35x	15
----- End of Sequence B Non-Payment/Non-Acceptance Details				
M = Mandatory, O = Optional - Network Validated Rules may apply				

MT 416 Network Validated Rules

- C1** Field 23E must be present either in sequence A or in each occurrence of sequence B but not in both (Error code(s): D78).

Sequence A if field 23E is ...	Sequence B then field 23E is ...
Present	Not allowed
Not present	Mandatory

- C2** When present in sequence A, fields 71F and 77A must, independently of each other, not be present in any occurrence of sequence B. Conversely, when not present in sequence A, fields 71F and 77A are, independently of each other, optional in any occurrence of sequence B (Error code(s): D83).

Sequence A if field 71F is ...	Sequence B (each occurrence) then field 71F is ...
Present	Not allowed
Not present	Optional

In sequence A if field 77A is ...	Sequence B (each occurrence) then field 77A is ...
Present	Not allowed
Not present	Optional

C3 The MT 416 is a 'single currency' message. This means that the currency code in all amount fields, that is, field 71F in sequence A and fields 32a and 71F in sequence B must be the same for all occurrences of these fields in the message (Error code(s): C02).

MT 416 Guidelines

When sending the message via FileAct, institutions should bilaterally agree on the maximum size of the message.

MT 416 Field Specifications

MT 416 - 1. Field 20: Sender's Reference

Format

16x

Presence

Mandatory in mandatory sequence A

Definition

This field specifies the reference to the entire message.

Network Validated Rules

This field must not start or end with a slash '/' and must not contain two consecutive slashes '/' (Error code(s): T26).

Usage Rules

The sender's reference must be unique for each message and is part of the message identification and transaction identification which is used in case of queries, cancellations, etc. This reference must be quoted in any related confirmation or statement, to the sending financial institution.

MT 416 - 2. Field 21: Related Reference

Format

16x

Presence

Mandatory in mandatory sequence A

Definition

This field specifies the reference to the original collection.

Network Validated Rules

This field must not start or end with a slash '/' and must not contain two consecutive slashes '/' (Error code(s): T26).

MT 416 - 5. Field 53a: Sender's Correspondent

Format

Option A	[/1!a] [/34x] 4!a2!a2!c[3!c]	(Party Identifier) (Identifier Code)
Option B	[/1!a] [/34x] [35x]	(Party Identifier) (Location)

Presence

Optional in mandatory sequence A

Definition

This field specifies, where required, the account or branch of the Sender through which the Sender wants non-payment or non-acceptance charges to be reimbursed by the Receiver.

Network Validated Rules

Identifier Code must be a registered financial institution BIC (Error code(s): T27, T28, T29, T45).

Identifier Code must be a financial institution BIC. This error code applies to all types of BICs referenced in a FIN message including connected BICs, non-connected BICs, Masters, Synonyms, Live destinations and Test & Training destinations (Error code(s): C05).

MT 416 - 6. Field 71F: Sender's Charges

Format

Option F	3!a15d	(Currency) (Amount)
----------	--------	---------------------

Presence

Conditional (see rules C2 and C3) in mandatory sequence A

Definition

This field specifies the currency and amount of the total charges due to the Sender for the individual transaction contained in this message.

Network Validated Rules

Currency must be a valid ISO 4217 currency code (Error code(s): T52).

The integer part of Amount must contain at least one digit. The decimal comma ',' is mandatory and is included in the maximum length. The number of digits following the comma must not exceed the maximum number allowed for the specified currency (Error code(s): C03, T40, T43).

MT 416 - 7. Field 77A: Reason for Non-Payment/Non-Acceptance

Format

Option A	20*35x	(Narrative)
----------	--------	-------------

In addition to narrative text, structured text with the following line formats may be used:

Line 1	/8a/[additional information]	(Code) (Narrative)
Lines 2-20	[//continuation of additional information] or [//8a/[additional information]]	(Narrative) or (Code) (Narrative)

Presence

Conditional (see rule C2) in mandatory sequence A

Definition

This field contains the reason for non-payment/non-acceptance for all transactions contained in this message.

Codes

One of the following codes may be used in Code:

HOLD	Documents held at your disposal
RETURN	Documents being returned to you

Usage Rules

The structured format may also be used for bilaterally agreed codes.

Any code must be between slashes and must appear at the beginning of a line.

Narrative text must not begin with a slash and, if used, must begin on a new line and be the last information in the field.

MT 416 - 8. Field 21A: Related Sequence Reference

Format

Option A	16x
----------	-----

Presence

Mandatory in mandatory sequence B

Definition

This field specifies the reference to the related individual transaction in the original collection.

Network Validated Rules

This field must not start or end with a slash '/' and must not contain two consecutive slashes '/' (Error code(s): T26).

MT 416 - 9. Field 23E: Advice Type

Format

Option E	4!c[/30x]	(Type) (Narrative)
----------	-----------	--------------------

Codes

In option K, Day/Month must contain one of the following codes, followed by the actual number of days or months (Error code(s): T61):

- | | | |
|---|--------|--|
| D | Days | Period is expressed as a number of days. |
| M | Months | Period is expressed as a number of months. |

Codes

In option K, Code must contain one of the following codes, to calculate the maturity date specifying additional information about the maturity period (Error code(s): T20):

- | | |
|----|---|
| BE | After the date of the bill of exchange. |
| ST | After sight. |

Network Validated Rules

In option A, Date must be a valid date expressed as YYMMDD (Error code(s): T50).

Currency must be a valid ISO 4217 currency code (Error code(s): T52).

The integer part of Amount must contain at least one digit. The decimal comma ',' is mandatory and is included in the maximum length. The number of digits following the comma must not exceed the maximum number allowed for that specific currency as specified in ISO 4217 (Error code(s): C03, T40, T43).

Usage Rules

Option A must be used when the maturity is at a fixed date.

Option B must be used when the maturity date is not known.

Option K must be used when the maturity date is expressed as a period of time, with additional information needed to calculate the maturity date.

For financial documents payable 'at sight', option K must be used with the number of days or months being zero, that is, D000ST.

In option K, the codes 'BE' and 'ST' should be used according to the following table:

Financial Document	Codes allowed
Bill of Exchange	BE, ST
Promissory Note	BE, ST
Receipt	ST

Example

- :32A:061103USD1000,
- :32B:USD1000,
- :32K:D060STUSD1000,

MT 416 - 12. Field 50D: Principal

Format

Option D	[/1!a] [/34x] 4*35x	(Party Identifier) (Name and Address)
----------	------------------------	--

Presence

Optional in mandatory sequence B

Definition

This field identifies the principal which requested the collection of the transaction in this occurrence of sequence B.

Usage Rules

At a minimum, the principal's name must be present.

MT 416 - 13. Field 59: Drawee

Format

[/34x] 4*35x	(Account) (Name and Address)
-----------------	---------------------------------

Presence

Optional in mandatory sequence B

Definition

This field identifies the drawee of the individual transaction in this occurrence of sequence B.

Usage Rules

When this field is used, the drawee's name and address must be present. The account is optional.

MT 416 - 14. Field 71F: Sender's Charges

Format

Option F	3!a15d	(Currency) (Amount)
----------	--------	---------------------

Presence

Optional (referenced in rules C2 and C3) in mandatory sequence B

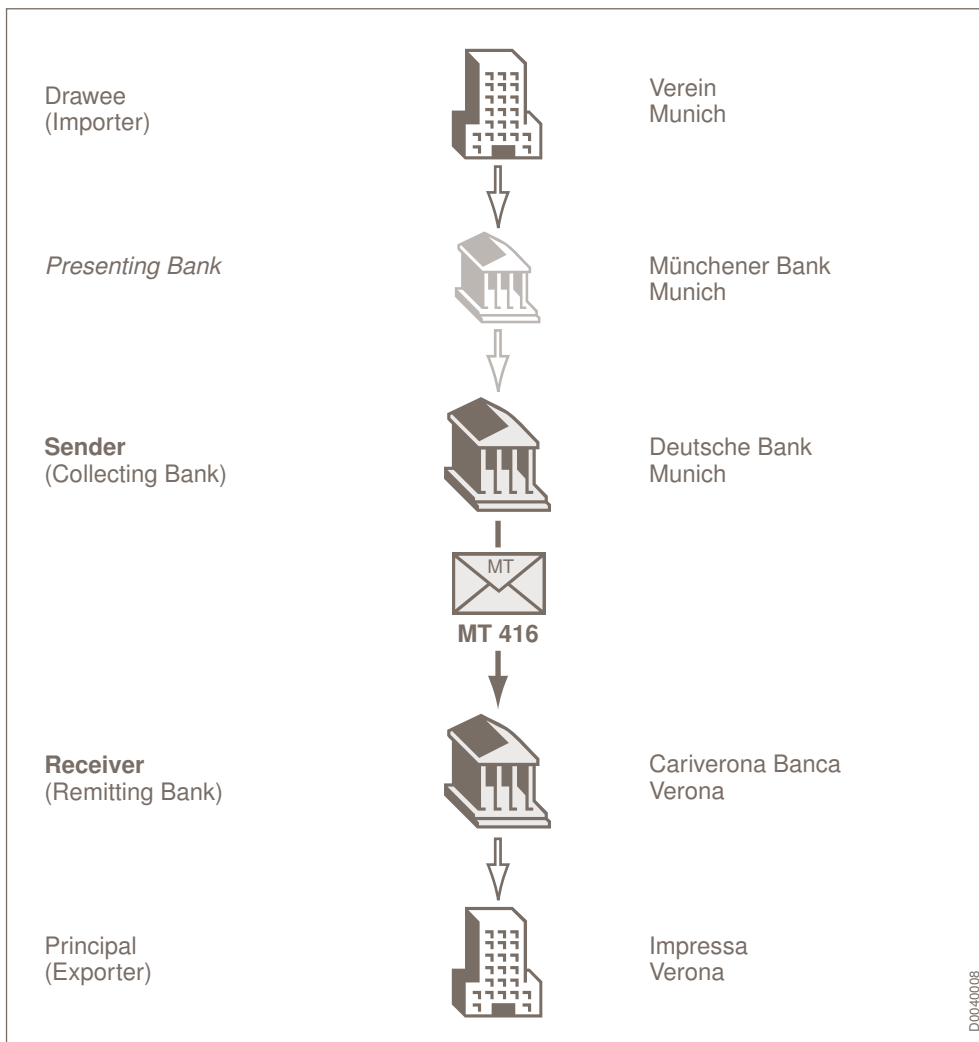
Definition

This field specifies the currency and amount of the charges due to the Sender for the individual transaction in this occurrence of sequence B.

Network Validated Rules

Currency must be a valid ISO 4217 currency code (Error code(s): T52).

Information Flow



SWIFT Message

Explanation	Format
Sender	DEUTDEMM
Message Type	416
Receiver	CRVRIT2V
Message Text	
Sender's Reference	:20:AUSL98765
Related Reference	:21:CRVR/1234567
Advice Type	:23E:NPAY
Sender's Correspondent	:53A:DEUTDEFF

Explanation	Format
Sender's Charges	:71F:EUR200,
Reason for Non-Payment/Non-Acceptance	:77A:REFER TO DRAWEE
Related Sequence Reference	:21A:COLL202712346
Face Amount of Document(s)	:32B:EUR40000,
End of Message Text/Trailer	

MT 420 Tracer

MT 420 Scope

This message type is sent by the remitting bank to the collecting bank.

It may also be sent by a collecting bank to another collecting bank.

It is used to enquire about the fate of documents sent for collection.

MT 420 Format Specifications

MT 420 Tracer

Status	Tag	Field Name	Content/Options	No.
----->				
M	20	Sending Bank's TRN	16x	1
M	21	Related Reference	16x	2
M	32a	Amount Traced	A, B, or K	3

O	30	Date of Collection Instruction	6!n	4
O	59	Drawee	[/34x]<crLf>4*35x	5
O	72	Sender to Receiver Information	6*35x	6
M = Mandatory, O = Optional - Network Validated Rules may apply				

MT 420 Network Validated Rules

C1 Fields 20, 21 and 32a may not appear more than ten times (Error code(s): T10).

C2 The currency code in the amount field 32a must be the same for all occurrences of this field in the message (Error code(s): C02).

MT 420 Usage Rules

- As the MT 420 is a special function, the MT 495 Queries message should not be used.
- The MT 420 may be a single or a multiple message. When it is a multiple message, it must refer to one collection (for at least one of the banks) or one collection message.
- When one of the banks views a collection with more than one item as more than one collection, fields 20 and 21 are to be used as follows:

The remitting bank sends what it considers to be two separate collections (references '1' and '2') to the collecting bank.

The collecting bank, when sending an acknowledgement, considers this to be one item (reference 'A').

Fields 20 and 21, will appear as:

1st repetitive sequence:	:20:A
	:21:1
2nd repetitive sequence:	:20:A
	:21:2

The remitting bank sends what it considers to be one collection (reference '1') to the collecting bank.

The collecting bank, when sending an acknowledgement, considers this to be two items (reference 'A' and 'B').

Fields 20 and 21 will appear as:

1st repetitive sequence:	:20:A
	:21:1
2nd repetitive sequence:	:20:B
	:21:1

- Several references can be indicated in the message when, for at least one of the banks, the amount traced has several references.
- The answer to an MT 420 is to be made using an MT 422 Advice of Fate and Request for Instructions, where appropriate.

MT 420 Field Specifications

MT 420 - 1. Field 20: Sending Bank's TRN

Format

16x

Presence

Mandatory (referenced in rule C1)

Definition

This field contains the collection number which has been assigned by the Sender of the message.

Network Validated Rules

This field must not start or end with a slash '/' and must not contain two consecutive slashes '/' (Error code(s): T26).

MT 420 - 2. Field 21: Related Reference

Format

16x

Presence

Mandatory (referenced in rule C1)

Definition

This field contains the collection number of the collecting bank, for example, the content of field 20 of the MT 410 Acknowledgement.

Codes

In cases where the initial message is not sent via SWIFT and the reference cannot be contained in field 21, the code SEE72 may be used and the reference placed in field 72.

Network Validated Rules

This field must not start or end with a slash '/' and must not contain two consecutive slashes '/' (Error code(s): T26).

Usage Rules

If the reference of the collecting bank is not known, that is, no acknowledgement has been received, the code NONREF must appear in this field. When this is the case, field 59 Drawee must be present.

MT 420 - 3. Field 32a: Amount Traced

Format

Option A	6!n3!a15d	(Date) (Currency) (Amount)
Option B	3!a15d	(Currency) (Amount)
Option K	1!a3!n2!a3!a15d	(Day/Month) (Number of Days/Months) (Code) (Currency) (Amount)

Presence

Mandatory (referenced in rules C1 and C2)

Definition

This field contains the maturity date as indicated in the collection instruction, followed by the currency code and the aggregate amount of the collection instruction or the amount of the individual collection traced.

Codes

In option K, Day/Month must contain one of the following codes (Error code(s): T61):

D	Days	Period is expressed as a number of days.
M	Months	Period is expressed as a number of months.

Codes

In option K, Code must contain one of the following codes specifying additional information about the maturity period (Error code(s): T20):

BE	After the date of the bill of exchange.
CC	After customs clearance of goods.
FD	After goods pass food and drug administration.
FP	First presentation.
GA	After arrival of goods.
ID	After invoice date.
ST	After sight.
TD	After date of transport documents.
XX	See field 72 for specification.

Network Validated Rules

In option A, Date must be a valid date expressed in YYMMDD format (Error code(s): T50).

Currency must be a valid ISO 4217 currency code (Error code(s): T52).

The integer part of Amount must contain at least one digit. The decimal comma ',' is mandatory and is included in the maximum length. The number of digits following the comma must not exceed the maximum number allowed for that specific currency as specified in ISO 4217 (Error code(s): C03, T40, T43).

Usage Rules

Option A must be used when the maturity is at a fixed date.

Option B must be used when the maturity date is not known.

Option K must be used when the maturity date is expressed as a period of time, with additional information needed to calculate the maturity date.

Traditional collection terms, for example, primo, ultimo, etc., must be expressed in the ISO date format, using option A.

Example

```
:32A:081216EUR100000,  
(EUR100000, on 12 Dec 2008)  
:32B:EUR100000,  
(EUR 100000, no maturity date)  
:32K:D060STEUR100000,  
(EUR 100000, 60 days after sight)  
:32K:D000STEUR100000,  
(EUR 100000, at sight)  
:32K:M001IDEUR100000,
```

(EUR 100000, 1 month after invoice date)

MT 420 - 4. Field 30: Date of Collection Instruction

Format

6!n (Date)

Presence

Optional

Definition

This field specifies the date of the collection instruction.

Network Validated Rules

Date must be a valid date expressed in YYMMDD format (Error code(s): T50).

Usage Rules

If the collection instruction has been amended, this is the date of the original collection instruction.

MT 420 - 5. Field 59: Drawee

Format

[/34x] (Account)
4*35x (Name and Address)

Presence

Conditional (see rule C2)

Definition

This field identifies the drawee.

Usage Rules

When the reference of the collecting bank is not known, that is, NONREF appears in field 21, this field must be present to enable the collecting bank to identify the collection.

Optional Account must not be used.

MT 420 - 6. Field 72: Sender to Receiver Information

Format

6*35x (Narrative)

In addition to narrative text, structured text with the following line formats may be used:

Line 1 /8c/[additional information] (Code) (Narrative)

Explanation	Format
Message Type	420
Receiver	KREDBEBB
Message Text	
Sending Bank's TRN	:20:REM432
Related Reference	:21:COL456
Amount Traced	:32K:D000STEUR2300000,
End of Message Text/Trailer	

MT 422 Advice of Fate and Request for Instructions

MT 422 Scope

This message type is sent by the collecting bank to the remitting bank.

It may also be sent by a collecting bank to another collecting bank.

It is used to advise the Receiver of the status of collection documents received by the collecting bank. Since an advice of fate generally includes one or more questions or requests, the two functions are included in this one message type.

MT 422 Format Specifications

MT 422 Advice of Fate and Request for Instructions

Status	Tag	Field Name	Content/Options	No.
----->				
M	20	Sending Bank's TRN	16x	1
M	21	Related Reference	16x	2
O	32a	Amount of Collection	A, B, or K	3

O	72	Sender to Receiver Information	6*35x	4
O	75	Queries	6*35x	5
O	76	Answers	6*35x	6
M = Mandatory, O = Optional - Network Validated Rules may apply				

MT 422 Network Validated Rules

- C1** Fields 20, 21 and 32a may not appear more than ten times (Error code(s): T10).
- C2** At least one of the fields in the non-repetitive sequence (Field 72, 75 or 76) must be present (Error code(s): C10).
- C3** The currency code in the amount field 32a must be the same for all occurrences of this field in the message (Error code(s): C02).

MT 422 Usage Rules

- The MT 422 is sent in response to a tracer.
- The MT 422 may be a single or a multiple message. When it is a multiple message, it must refer to one collection (for at least one of the banks) or one collection message.
- When one of the banks views a collection with more than one item as more than one collection, fields 20 and 21 are to be used as follows:

The remitting bank sends what it considers to be two separate collections (references '1' and '2') to the collecting bank.

The collecting bank, when sending an acknowledgement, considers this to be one item (reference 'A')

Fields 20 and 21, will appear as:

1st repetitive sequence:	:20:A
	:21:1
2nd repetitive sequence:	:20:A
	:21:2

The remitting bank sends what it considers to be one collection (reference '1') to the collecting bank.

The collecting bank, when sending an acknowledgement, considers this to be two items (reference 'A' and 'B').

Fields 20 and 21 will appear as:

1st repetitive sequence:	:20:A
	:21:1
2nd repetitive sequence:	:20:B
	:21:1

- One MT 422 may be sent for several amounts of a collection when they refer to the same queries or answers.

MT 422 Field Specifications

MT 422 - 1. Field 20: Sending Bank's TRN

Format

16x

Presence

Mandatory (referenced in rule C1)

Definition

This field contains the collection number which has been assigned by the Sender of the message.

Network Validated Rules

This field must not start or end with a slash '/' and must not contain two consecutive slashes '//'.

MT 422 - 2. Field 21: Related Reference

Format

16x

Presence

Mandatory (referenced in rule C1)

Definition

This field contains the collection number of the Receiver of the message.

Codes

In cases where the initial message was not sent via SWIFT, and the reference cannot be contained in field 21, the code SEE72 may be used and the reference placed in field 72.

Network Validated Rules

This field must not start or end with a slash '/' and must not contain two consecutive slashes '//'.

MT 422 - 3. Field 32a: Amount of Collection

Format

Option A	6!n3!a15d	(Date) (Currency) (Amount)
Option B	3!a15d	(Currency) (Amount)
Option K	1!a3!n2!a3!a15d	(Day/Month) (Number of Days/Months) (Code) (Currency) (Amount)

Presence

Optional (referenced in rules C1 and C3)

Definition

This field contains the maturity date as indicated in the collection instruction, followed by the currency code and the amount of the particular collection to which the query or answer refers.

Codes

In option K, Day/Month must contain one of the following codes (Error code(s): T61):

D	Days	Period is expressed as a number of days.
M	Months	Period is expressed as a number of months.

Codes

In option K, Code must contain one of the following codes specifying additional information about the maturity period (Error code(s): T20):

BE	After the date of the bill of exchange.
CC	After customs clearance of goods.
FD	After goods pass food and drug administration.
FP	First presentation.
GA	After arrival of goods.
ID	After invoice date.
ST	After sight.
TD	After date of transport documents.
XX	See field 72 for specification.

Network Validated Rules

In option A, Date must be a valid date expressed in YYYYMMDD format (Error code(s): T50).

Currency must be a valid ISO 4217 currency code (Error code(s): T52).

The integer part of Amount must contain at least one digit. The decimal comma ',' is mandatory and is included in the maximum length. The number of digits following the comma must not exceed the maximum number allowed for that specific currency as specified in ISO 4217 (Error code(s): C03, T40, T43).

Usage Rules

Option A must be used when the maturity is at a fixed date.

Option B must be used when the maturity date is not known.

Option K must be used when the maturity date is expressed as a period of time, with additional information needed to calculate the maturity date.

Traditional collection terms, for example, primo, ultimo, etc., must be expressed in the ISO date format, using option A.

Example

```
:32A:081216EUR100000,  
(EUR100000, on 12 Dec 2008)  
:32B:EUR100000,  
(EUR 100000, no maturity date)  
:32K:D060STEUR100000,  
(EUR 100000, 60 days after sight)  
:32K:D000STEUR100000,  
(EUR 100000, at sight)  
:32K:M001IDEUR100000,
```

(EUR 100000, 1 month after invoice date)

MT 422 - 4. Field 72: Sender to Receiver Information

Format

6*35x (Narrative)

In addition to narrative text, structured text with the following line formats may be used:

Line 1	/8c/[additional information]	(Code) (Narrative)
Lines 2-6	[//continuation of additional information] or [/8c/[additional information]]	(Narrative) or (Code) (Narrative)

Presence

Conditional (see rule C2)

Definition

This field specifies additional information for the Receiver.

Usage Rules

The structured format may be used for bilaterally agreed codes.

Any code must be between slashes and must appear at the beginning of a line.

Narrative text must not begin with a slash and, if used, must begin on a new line and be the last information in the field.

MT 422 - 5. Field 75: Queries

Format

6*35x (Narrative)

In addition to narrative text, the following line formats may be used:

Line 1	/2n/[supplement 1][supplement 2]	(Query Number) (Narrative1) (Narrative2)
Lines 2-6	[//continuation of supplementary information] or [/2n/[supplement 1][supplement 2]]	(Narrative) or (Query Number) (Narrative1) (Narrative2)

Presence

Conditional (see rule C2)

Definition

This field specifies any queries related to the collection referred to in the message.

Codes

For frequently used query texts, the following predefined Query Numbers may be used:

- | | |
|----|---|
| 1 | We appear not to have been debited so far. |
| 14 | We cannot trace this transaction. Please send details. |
| 15 | May we release the documents to the drawee free of payment? |
| 16 | We have not received your confirmation to date. |

Usage Rules

When a message contains more than one query, each query must appear on a separate line.

Queries must appear in ascending order.

When supplement 2 is used, that is, two different pieces of supplementary information are provided, it must be preceded by a slash "/".

Narrative text must not begin with a slash and, if used, must begin on a new line and be the last information in the field.

MT 422 - 6. Field 76: Answers

Format

6*35x (Narrative)

In addition to narrative text, the following line formats may be used:

Line 1	/2n/[supplement 1][supplement 2]	(Answer Number) (Narrative1) (Narrative2)
--------	----------------------------------	--

Lines 2-6	[//continuation of supplementary information] or [/2n/[supplement 1][supplement 2]]	(Narrative) or (Answer Number) (Narrative1) (Narrative2)
-----------	---	---

Or

Line 1	/8c/[additional information]	(Code) (Narrative)
--------	------------------------------	--------------------

Lines 2-6	[//continuation of additional information] or [/8c/[additional information]]	(Narrative) or (Code) (Narrative)
-----------	--	---

Presence

Conditional (see rule C2)

Definition

This field specifies any answers related to the collection referred to in the message.

Codes

For frequently used answer texts, the following predefined Answer Numbers may be used:

1	We hereby confirm that we carried out your instruction on (1) ... (YYMMDD).	in response to Query 1 or 16
2	We hereby confirm that the transaction has been effected and advised on (1) ... (YYMMDD).	in response to Query 16
10	We authorise you to debit our account.	

Codes

The following codes are also defined for Code:

ARRIVCEP	Arrival acceptance	Acceptance promised upon arrival of goods.
ARRIVPAY	Arrival pay	Payment promised upon arrival of goods.
DIRECPAY	Pay direct	Drawee states payment has been effected direct to principal. Please authorise us to release documents free of payment.
DRAWEE	Drawee not known	Insufficient information to identify/contact drawees. Please give us further instructions.
EXCONPER	Exchange control permission	Please note that the payment has not been made as it requires exchange control permission. We shall address this matter as soon as possible.
INFNOCEP	Informed non-acceptance	Drawee states he has informed the drawer of the reason for non-acceptance.
INFNOPAY	Informed non-payment	Drawee states he has informed the principal of the reason for non-payment.
LOCAL	Local currency payment	Payment has been made in local currency pending release of foreign exchange transfer authorisation.
NOANSWER	No answer	No response yet received from drawee.
PROMICEP	Acceptance promised	The acceptance is promised soon.
PROMIPAY	Payment promised	The payment is promised soon.

Usage Rules

When a message contains more than one answer, each answer must appear on a separate line.

Answers must appear in ascending order.

Numbers in brackets, for example, (1), mean that supplementary information is required. This supplementary information must be the first information following the code number.

When supplement 2 is used, that is, two different pieces of supplementary information are provided, it must be preceded by a slash "/".

Narrative text must not begin with a slash and, if used, must begin on a new line and be the last information in the field.

When structured line format (2) is used, any code must be between slashes and must appear at the beginning of a line.

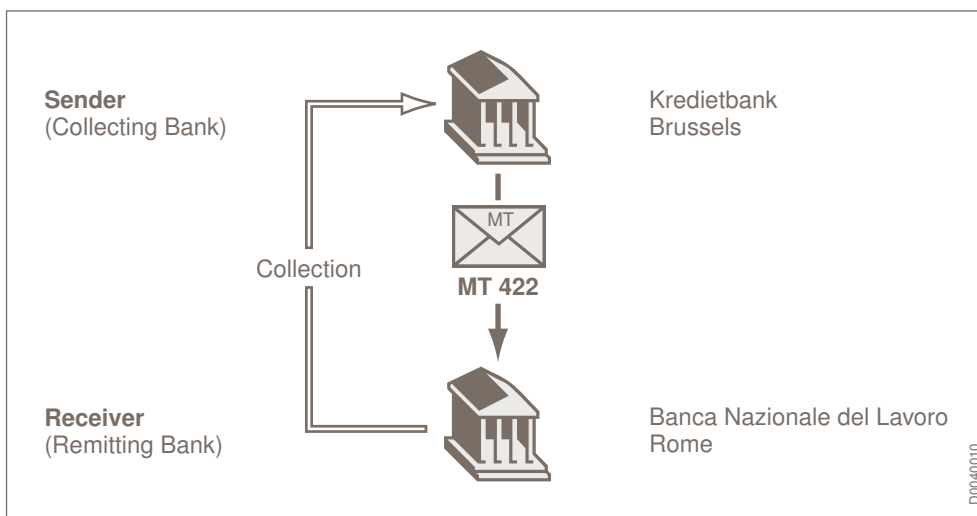
MT 422 Examples

Narrative

In replying to an MT 420 Tracer sent by Banca Nazionale del Lavoro, Rome, Kredietbank, Brussels, replies by an Advice of Fate, indicating that Mr. Lesis is disputing the terms of the collection.

(To review the MT 400, 410, 412, 420, and 430 messages related to this collection see the respective Example sections.)

Information Flow



SWIFT Message

Explanation	Format
Sender	KREDBEBB
Message Type	422
Receiver	BNLIITRR
Message Text	
Sending Bank's TRN	:20:COL456
Related Reference	:21:REM432

Explanation	Format
Amount of Collection	:32K:D000STEUR2300000,
Sender to Receiver Information	:72:GOODS WAREHOUSED AND INSURED
Answers	:76:DRAWEE DISAGREES WITH CONDITIONS PLEASE VERIFY WITH DRAWER.
End of Message Text/Trailer	

MT 430 Amendment of Instructions

MT 430 Scope

This message type is sent by the remitting bank to the collecting bank.

It may also be sent by a collecting bank to another collecting bank.

This message is used to amend instructions contained in the collection.

MT 430 Format Specifications

This format contains two sequences:

- Sequence A provides general information about the amended collection and describes amendment(s) to the existing maturity date, currency code and amount made to the initial collection instruction.
- Sequence B describes the amendment(s) concerning the drawee and any other amendments of instructions.

MT 430 Amendment of Instructions

Status	Tag	Field Name	Content/Options	No.
-----> Mandatory Repetitive Sequence A				
M	20	Sending Bank's TRN	16x	1
M	21	Related Reference	16x	2
O	32a	Existing Maturity Date, Currency Code, Amount	A or K	3
O	33a	Amended Maturity Date, Currency Code, Amount	A or K	4
----- End of Sequence A				
Optional Sequence B				
O	59	Drawee	[/34x]<crLf>4*35x	5
O	72	Sender to Receiver Information	6*35x	6
O	74	Amendments	6*35x	7
End of Sequence B				
M = Mandatory, O = Optional - Network Validated Rules may apply				

MT 430 Network Validated Rules

- C1** If field 33a is present in a sequence A, field 32a must be present in the same sequence (Error code(s): C09).

- C2** At least one optional field 32a in sequence A or field 74 in sequence B must be present (Error code(s): C26).

MT 430 Usage Rules

- This is the only collection message type with which more than one currency can be accommodated in defined amount fields. This will be the case when the amendment is a change to the currency code quoted in previous collection messages.
- The MT 430 may be a single or a multiple message. When it is a multiple message, it must refer to one collection (for at least one of the banks) or one collection message.
- When one of the banks views a collection with more than one item as more than one collection, fields 20 and 21 are to be used as follows:

The remitting bank sends what it considers to be two separate collections (references '1' and '2') to the collecting bank.

The collecting bank, when sending an acknowledgement, considers this to be one item (reference 'A').

Fields 20 and 21, will appear as:

1st repetitive sequence:	:20:A
	:21:1
2nd repetitive sequence:	:20:A
	:21:2

The remitting bank sends what it considers to be one collection (reference '1') to the collecting bank.

The collecting bank, when sending an acknowledgement, considers this to be two items (reference 'A' and 'B').

Fields 20 and 21 will appear as:

1st repetitive sequence:	:20:A
	:21:1
2nd repetitive sequence:	:20:B
	:21:1

- One MT 430 can be sent for several amounts of a collection to be amended.

MT 430 Field Specifications

MT 430 - 1. Field 20: Sending Bank's TRN

Format

16x

Presence

Mandatory (referenced in rule C1) in mandatory sequence A

Definition

This field contains the reference number of the collection, as shown on the collection instruction.

Network Validated Rules

This field must not start or end with a slash '/' and must not contain two consecutive slashes '/' (Error code(s): T26).

MT 430 - 2. Field 21: Related Reference

Format

16x

Presence

Mandatory (referenced in rule C1) in mandatory sequence A

Definition

This field contains the collection number assigned by the Receiver of the message, as it appears in field 20 of the MT 410 Acknowledgement.

Network Validated Rules

This field must not start or end with a slash '/' and must not contain two consecutive slashes '/' (Error code(s): T26).

Usage Rules

In cases where the initial message was not sent via SWIFT, and the reference cannot be contained in field 21, the code SEE72 may be used and the reference placed in field 72.

If the reference of the collecting bank is not known, the code NONREF must appear in this field. When this is the case, field 59 Drawee must be present.

MT 430 - 3. Field 32a: Existing Maturity Date, Currency Code, Amount

Format

Option A	6!n3!a15d	(Date) (Currency) (Amount)
Option K	1!a3!n2!a3!a15d	(Day/Month) (Number of Days/Months) (Code) (Currency) (Amount)

Presence

Optional (referenced in rules C1 and C2) in mandatory sequence A

Definition

This field contains the existing maturity date, currency code and amount of the collection.

Codes

In option K, Day/Month must contain one of the following codes (Error code(s): T61):

D	Days	Maturity period is expressed as a number of days.
M	Months	Period is expressed as a number of months.

Codes

In option K, Code must contain one of the following codes specifying additional information about the maturity period (Error code(s): T20):

BE	After the date of the bill of exchange.
CC	After customs clearance of goods.
FD	After goods pass food and drug administration.
FP	First presentation.
GA	After arrival of goods.
ID	After invoice date.
ST	After sight.
TD	After date of transport documents.
XX	See field 72 for specification.

Network Validated Rules

In option A, Date must be a valid date expressed in YYMMDD format (Error code(s): T50).

Currency must be a valid ISO 4217 currency code (Error code(s): T52).

The integer part of Amount must contain at least one digit. The decimal comma ',' is mandatory and is included in the maximum length. The number of digits following the comma must not exceed the maximum number allowed for that specific currency as specified in ISO 4217 (Error code(s): C03, T40, T43).

Usage Rules

Option A must be used when the maturity is at a fixed date.

Option K must be used when the maturity date is expressed as a period of time, with additional information needed to calculate the maturity date.

Traditional collection terms, for example, primo, ultimo, etc., must be expressed in the ISO date format, using option A.

Example

```
:32A:081216EUR100000,  
(EUR100000, on 12 Dec 2008)  
:32K:D060STEUR100000,  
(EUR 100000, 60 days after sight)  
:32K:D000STEUR100000,
```

(EUR 100000, at sight)
:32K:M001IDEUR100000,
(EUR 100000, 1 month after invoice date)

MT 430 - 4. Field 33a: Amended Maturity Date, Currency Code, Amount

Format

Option A	6!n3!a15d	(Date) (Currency) (Amount)
Option K	1!a3!n2!a3!a15d	(Day/Month) (Number of Days/Months) (Code) (Currency) (Amount)

Presence

Conditional (see rule C1) in mandatory sequence A

Definition

This field contains the amended maturity date, currency code and amount of the collection.

Codes

In option K, Day/Month must contain one of the following codes (Error code(s): T61):

D	Days	Maturity period is expressed as a number of days.
M	Months	Period is expressed as a number of months.

Codes

In option K, Code must contain one of the following codes specifying additional information about the maturity period (Error code(s): T20):

BE	After the date of the bill of exchange.
CC	After customs clearance of goods.
FD	After goods pass food and drug administration.
FP	First presentation.
GA	After arrival of goods.
ID	After invoice date.
ST	After sight.
TD	After date of transport documents.
XX	See field 72 for specification.

Network Validated Rules

In option A, Date must be a valid date expressed in YYMMDD format (Error code(s): T50).

Currency must be a valid ISO 4217 currency code (Error code(s): T52).

The integer part of Amount must contain at least one digit. The decimal comma ',' is mandatory and is included in the maximum length. The number of digits following the comma must not exceed the maximum number allowed for that specific currency as specified in ISO 4217 (Error code(s): C03, T40, T43).

Usage Rules

Option A must be used when the maturity is at a fixed date.

Option K must be used when the maturity date is expressed as a period of time, with additional information needed to calculate the maturity date.

Example

:32A:081216EUR100000,
(EUR 100000, on 12 Dec 2008)
:32K:D060STEUR100000,
(EUR 100000, 60 days after sight)
:32K:D000STEUR100000,
(EUR 100000, at sight)
:32K:M001IDEUR100000,
(EUR 100000, 1 month after invoice date)

MT 430 - 5. Field 59: Drawee

Format

[/34x] (Account)
4*35x (Name and Address)

Presence

Optional in optional sequence B

Definition

This field identifies the drawee.

Usage Rules

Drawee must be present when:

- The reference of the collecting bank is not known, that is, NONREF in field 21, to enable the collecting bank to identify the collection.
- There is a new drawee in field 74, to identify the initial drawee.

Account must not be used

MT 430 - 6. Field 72: Sender to Receiver Information

Format

6*35x (Narrative)

In addition to narrative text, structured text with the following line formats may be used:

Line 1	/8c/[additional information]	(Code) (Narrative)
Lines 2-6	[//continuation of additional information] or [/8c/[additional information]]	(Narrative) or (Code) (Narrative)

Presence

Optional in optional sequence B

Definition

This field specifies additional information for the Receiver.

Codes

The following code may be used in Code:

TSU	Trade Services Utility Transaction	The code placed between slashes (/) must be followed by the TSU transaction identifier, a slash (/), the invoice number, a slash (/) and the amount paid.
-----	---------------------------------------	---

Usage Rules

The structured format may be used for bilaterally agreed codes.

Any code must be between slashes and must appear at the beginning of a line.

Narrative text must not begin with a slash and, if used, must begin on a new line and be the last information in the field.

MT 430 - 7. Field 74: Amendments

Format

6*35x (Narrative)

In addition to narrative text, the following line formats may be used:

Line 1	/8a/[additional information]	(Code) (Narrative)
Lines 2-6	[//continuation of additional information] or [/8a/[additional information]]	(Narrative) or (Code) (Narrative)

Presence

Conditional (see rule C2) in optional sequence B

Definition

This field specifies any amendments to instructions other than those specified in field 33a.

Codes

For frequently used amendments, one or more of the following codes may be used in Code:

CLOSE	Close your file	Return the documents to us and close your file.
FREE	Free of payment	Deliver documents free of payment to the drawee. When the documents are to be delivered to a party other than the drawee, the code FREE must be followed by that information.
HOLDCEP	Hold after acceptance	After acceptance, please retain the draft(s), and collect the proceeds at maturity.
SENDCEP	Send after acceptance	After acceptance please airmail the draft(s) to us.

Usage Rules

If there is a new drawee in this field, field 59 must be present.

Any code must be between slashes and must appear at the beginning of a line.

Narrative text must not begin with a slash and, if used, must begin on a new line and be the last information in the field.

MT 430 Examples

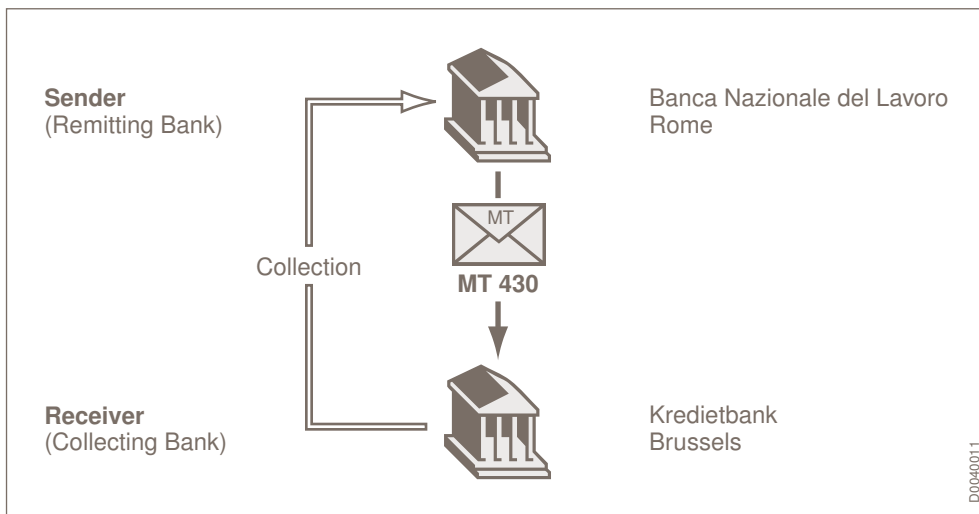
Narrative

Mr. Lesis, the drawee in collection number COL456 with Kredietbank, Brussels, refuses to pay Euro 2,300,000 at sight, claiming the conditions of the contract have not been met by Mr. Gagli of Banca Nazionale del Lavoro. Mr. Lesis claimed to have agreed to pay Euro 1,000,000 on arrival of the goods and to accept a 90 day draft for the remainder. He contacted Mr. Gagli directly in this matter.

(To review the MT 400, 410, 412, 420 and 422 messages related to this collection, see the respective Example sections.)

Mr. Gagli agrees to these conditions and instructs Banca Nazionale del Lavoro to send an amendment of instructions accordingly.

Information Flow



SWIFT Message

Explanation	Format
Sender	BNLIITRR
Message Type	430
Receiver	KREDBEBB
Message Text	
Sending Bank's TRN	:20:REM432
Related Reference	:21:COL456
Existing Amount of Collection	:32K:D000STEUR2300000,
New Amount	:33K:D000STEUR1000000,
Sending Bank's TRN	:20:REM432
Related Reference	:21:COL456
Existing Amount of Collection	:32K:D000STEUR2300000,
New Amount ⁽¹⁾	:33K:D090STEUR1300000,
End of Message Text/Trailer	

(1) The amended maturity date, currency code and amount of the collection as agreed between the drawer and the drawee. Because the terms for settlement of the collection involve two different maturity dates/amounts, the terms for each are reported in the repetitive sequence.

Part 2 - Cash Letters

Cash Letters Message Types

The following table lists all Cash Letter message types defined in Category 4.

For each message type, there is a short description, an indicator whether the message type requires authentication (Y or N), the maximum message length on input (2,000 or 10,000 characters) and whether the use of the message requires registration with SWIFT for use in a message user group (Y or N).

MT	MT Name	Purpose	Signed ⁽¹⁾	Max. Length	MUG
450	Cash Letter Credit Advice	Confirms that the face amount of cash letter(s) received has been credited under usual reserve (subject to final payment)	Y	2,000	N
455	Cash Letter Credit Adjustment Advice	Advises the account owner of adjustments made to its account (related to a previous credit for a cash letter)	Y	2,000	N
456	Advice of Dishonour	Advises the account owner that financial document(s) included in the cash letter have been dishonoured for reasons specified in the advice	Y	2,000	N

(1) Relationship Management Application (RMA) authorisation is required in order to sign a message.

Note *A Message User Group (MUG), for the purposes of this book, is a group of users who have voluntarily agreed to support the specified message type and have registered with SWIFT to send or receive the specified message type. These messages are indicated in the preceding table in the column MUG.*

*Registration is free of charge. To register to use one or more message types, submit a registration request (**Order Message User Group**) through the forms available on www.swift.com > Ordering & Support > Ordering > Order Products and Services > Message User Group (MUG).*

*To withdraw from a MUG, use the **Terminate your MUG subscription** request. These forms are available at www.swift.com > Ordering & Support > Ordering > Terminate and deactivate > Message User Group (MUG).*

To get the list of other members of a particular MUG, please contact Support.

MT 450 Cash Letter Credit Advice

MT 450 Scope

This message type is sent by the account servicing institution to the account owner.

It is used to confirm that the face amount of cash letter(s) received has been credited under usual reserve (subject to final payment).

MT 450 Format Specifications

MT 450 Cash Letter Credit Advice

Status	Tag	Field Name	Content/Options	No.
O	25	Account Identification	35x	1
O	72	Sender to Receiver Information	6*35x	2
----->				
M	20	Transaction Reference Number	16x	3
M	21	Related Reference	16x	4
M	30	Date of Cash Letter	6!n	5
M	32A	Value Date, Currency Code, Amount	6!n3!a15d	6
O	52a	Sender of Cash Letter	A, B, or D	7

M = Mandatory, O = Optional - Network Validated Rules may apply				

MT 450 Network Validated Rules

- C1** The repetitive sequence must not appear more than ten times (Error code(s): T10).
- C2** The currency code in the amount field 32A must be the same for all occurrences of this field in the message (Error code(s): C02).

MT 450 Usage Rules

The repetitive sequence may be repeated up to a maximum of 10 times. Each repetitive sequence must pertain to a separate cash letter.

MT 450 Guidelines

The cash letter can have been sent by the account owner or one of its branches or affiliates.

MT 450 Field Specifications

MT 450 - 1. Field 25: Account Identification

Format

35x

Presence

Optional

Definition

This field identifies the account which has been credited with the face amount of the cash letter(s).

Usage Rules

The absence of this field implies that the account that has been credited by the Sender (account servicing institution) is the Receiver's (account owner's) general or only account with the Sender.

MT 450 - 2. Field 72: Sender to Receiver Information

Format

6*35x (Narrative)

In addition to narrative text, structured text with the following line formats may be used:

Line 1	/8c/[additional information]	(Code) (Narrative)
Lines 2-6	[//continuation of additional information] or [/8c/[additional information]]	(Narrative) or (Code) (Narrative)

Presence

Optional

Definition

This field specifies additional information for the Receiver.

Usage Rules

The structured format may be used for bilaterally agreed codes.

Any code must be between slashes and must appear at the beginning of a line.

Narrative text must not begin with a slash and, if used, must begin on a new line and be the last information in the field.

This field may include ERI, as specified in the chapter entitled "Euro-Related Information (ERI)" in the [Standards MT General Information](#).

MT 450 - 3. Field 20: Transaction Reference Number

Format

16x

Presence

Mandatory

Definition

This field contains the reference assigned by the Sender to unambiguously identify the message.

Network Validated Rules

This field must not start or end with a slash '/' and must not contain two consecutive slashes '/' (Error code(s): T26).

MT 450 - 4. Field 21: Related Reference

Format

16x

Presence

Mandatory

Definition

This field contains the exact reference of the original cash letter.

Network Validated Rules

This field must not start or end with a slash '/' and must not contain two consecutive slashes '/' (Error code(s): T26).

MT 450 - 5. Field 30: Date of Cash Letter

Format

6!n (Date)

Presence

Mandatory

Definition

This field specifies the actual date on which the cash letter was prepared by the account owner (or its branch or affiliate bank) and not the date it was sent (they may, however, be the same day). It is included to facilitate recognition by the Receiver of the cash letter credit.

Network Validated Rules

Date must be a valid date expressed in YYMMDD format (Error code(s): T50).

MT 450 - 6. Field 32A: Value Date, Currency Code, Amount

Format

Option A 6!n3!a15d (Date) (Currency) (Amount)

Presence

Mandatory (referenced in rule C2)

Definition

This field specifies the value date on which the account was credited, the currency code and amount credited, that is, the face value of the cash letter.

Network Validated Rules

Date must be a valid date expressed in YYMMDD format (Error code(s): T50).

Currency must be a valid ISO 4217 currency code (Error code(s): T52).

The integer part of Amount must contain at least one digit. The decimal comma ',' is mandatory and is included in the maximum length. The number of digits following the comma must not exceed the maximum number allowed for the specific currency (Error code(s): C03, T40, T43).

Usage Rules

Currency must be the currency of the account maintained by the Sender for the Receiver.

MT 450 - 7. Field 52a: Sender of Cash Letter

Format

Option A	[/1!a] [/34x] 4!a2!a2!c [3!c]	(Party Identifier) (Identifier Code)
Option B	[/1!a] [/34x] [35x]	(Party Identifier) (Location)
Option D	[/1!a] [/34x] 4*35x	(Party Identifier) (Name and Address)

Presence

Optional

Definition

This field is used to identify the branch or affiliate bank of the Receiver which sent the cash letter, if other than the Receiver (account owner).

Network Validated Rules

Identifier Code must be a registered financial institution BIC (Error code(s): T27, T28, T29, T45).

Identifier Code must be a financial institution BIC. This error code applies to all types of BICs referenced in a FIN message including connected BICs, non-connected BICs, Masters, Synonyms, Live destinations and Test & Training destinations (Error code(s): C05).

MT 450 Examples

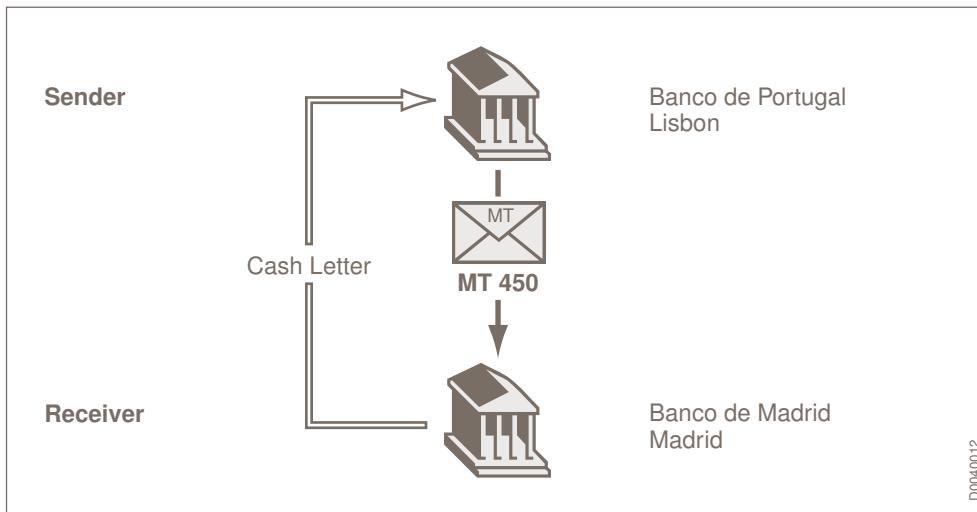
Narrative

On 9 September 2013, Banco de Madrid, Madrid, sends a cash letter to Banco de Portugal, Lisbon, under its reference CL99364.

The cash letter was prepared on 8 September 2013 and covers 7 documents totalling Euro 1,263,015.

On 10 September 2013, Banco de Portugal sends an MT 450 Cash Letter Credit Advice (reference 973293), advising Banco de Madrid that its account, number 33-70247-1, has been credited for the total amount of the cash letter.

Information Flow



SWIFT Message

Explanation	Format
Sender	BGALPTPL
Message Type	450
Receiver	MADBESMM
Message Text	
Account Identification	:25:33-70247-1
Transaction Reference Number	:20:973293
Related Reference	:21:CL99364
Date of Cash Letter	:30:130908

Explanation	Format
Value Date, Currency Code, Amount	:32A:130910EUR1263015,
End of Message Text/Trailer	

MT 455 Cash Letter Credit Adjustment Advice

MT 455 Scope

This message type is sent by an account servicing institution to the account owner.

It is used to advise the account owner of one or several adjustments that have been made to its account that are related to a previous credit for a cash letter.

MT 455 Format Specifications

MT 455 Cash Letter Credit Adjustment Advice

Status	Tag	Field Name	Content/Options	No.
M	20	Transaction Reference Number	16x	1
M	21	Related Reference	16x	2
O	25	Account Identification	35x	3
M	30	Date of Cash Letter	6!n	4
M	32A	Value Date and Original Amount	6!n3!a15d	5
M	33a	Value Date and Adjustment Amount	C or D	6
O	52a	Sender of Cash Letter	A, B, or D	7
M	77A	Reason for Adjustment	20*35x	8
M = Mandatory, O = Optional - Network Validated Rules may apply				

MT 455 Network Validated Rules

C1 The currency code in the amount fields 32A and 33a must be the same for all occurrences of these fields in the message (Error code(s): C02).

MT 455 Usage Rules

The adjustment may be either a credit or a debit as specified by the letters C or D in the tag of field 33a.

MT 455 Guidelines

- The cash letter may have been sent by the account owner or one of its branches or affiliates.
- Adjustments may be caused by a miscalculation, missing item, etc., but not by a dishonoured item.

MT 455 Field Specifications

MT 455 - 1. Field 20: Transaction Reference Number

Format

16x

Presence

Mandatory

Definition

This field contains the reference assigned by the Sender to unambiguously identify the message.

Network Validated Rules

This field must not start or end with a slash '/' and must not contain two consecutive slashes '/' (Error code(s): T26).

MT 455 - 2. Field 21: Related Reference

Format

16x

Presence

Mandatory

Definition

This field contains the exact reference of the original cash letter.

Network Validated Rules

This field must not start or end with a slash '/' and must not contain two consecutive slashes '/' (Error code(s): T26).

MT 455 - 3. Field 25: Account Identification

Format

35x

Presence

Optional

Definition

This field identifies the account to which the adjustment has been debited or credited.

Usage Rules

The absence of this field implies that the account to which the adjustment was posted by the Sender (account servicing institution) is the Receiver's (account owner's) general or only account with the Sender.

MT 455 - 4. Field 30: Date of Cash Letter

Format

6!n (Date)

Presence

Mandatory

Definition

This field specifies the actual date on which the cash letter was prepared by the account owner (or its branch or affiliate bank) and not the date it was sent (they may, however, be the same day). It is included to facilitate recognition of the cash letter to which the adjustment is related, by the Receiver of the message.

Network Validated Rules

Date must be a valid date expressed in YYMMDD format (Error code(s): T50).

MT 455 - 5. Field 32A: Value Date and Original Amount

Format

Option A 6!n3!a15d (Date) (Currency) (Amount)

Presence

Mandatory (referenced in rule C1)

Definition

This field specifies the value date on which the account was originally credited, the currency code and amount credited, that is, the face value of the cash letter.

Network Validated Rules

Date must be a valid date expressed in YYMMDD format (Error code(s): T50).

Currency must be a valid ISO 4217 currency code (Error code(s): T52).

The integer part of Amount must contain at least one digit. The decimal comma ',' is mandatory and is included the maximum length. The number of digits following the comma must not exceed the maximum number allowed for the specified currency (Error code(s): C03, T40, T43).

Usage Rules

Currency must be the currency of the account maintained by the Sender for the Receiver.

MT 455 - 6. Field 33a: Value Date and Adjustment Amount

Format

Option C	6!n3!a15d	(Date) (Currency) (Amount)
Option D	6!n3!a15d	(Date) (Currency) (Amount)

Presence

Mandatory (referenced in rule C1)

Definition

This field specifies the value date of the adjustment, the currency code and amount debited (option D) or credited (option C).

Network Validated Rules

Date must be a valid date expressed in YYMMDD format (Error code(s): T50).

Currency must be a valid ISO 4217 currency code (Error code(s): T52).

The integer part of Amount must contain at least one digit. The decimal comma ',' is mandatory and is included in the maximum length. The number of digits following the comma must not exceed the maximum number allowed for the specified currency (Error code(s): C03, T40, T43).

MT 455 - 7. Field 52a: Sender of Cash Letter

Format

Option A	[/1!a] [/34x] 4!a2!a2!c[3!c]	(Party Identifier) (Identifier Code)
Option B	[/1!a] [/34x] [35x]	(Party Identifier) (Location)
Option D	[/1!a] [/34x] 4*35x	(Party Identifier) (Name and Address)

Presence

Optional

Definition

This field is used to identify the branch or affiliate bank that sent the cash letter, if other than the Receiver (account owner).

Network Validated Rules

Identifier Code must be a registered financial institution BIC (Error code(s): T27, T28, T29, T45).

Identifier Code must be a financial institution BIC. This error code applies to all types of BICs referenced in a FIN message including connected BICs, non-connected BICs, Masters, Synonyms, Live destinations and Test & Training destinations (Error code(s): C05).

MT 455 - 8. Field 77A: Reason for Adjustment

Format

Option A 20*35x (Narrative)

In addition to narrative text. The following line formats may be used:

Line 1	/8a/[additional information]	(Code) (Narrative)
Lines 2-20	[//continuation of additional information] or [//8a/[additional information]]	(Narrative) or (Code) (Narrative)

Presence

Mandatory

Definition

This field contains identification of each adjustment stating the amount of and reason for the adjustment.

Usage Rules

The structured format may be used for bilaterally agreed codes.

Any code must be between slashes and must appear at the beginning of a line.

Narrative text must not begin with a slash and, if used, must begin on a new line and be the last information in the field.

This field may include ERI, as specified in the chapter entitled "Euro-Related Information (ERI)" in the [Standards MT General Information](#).

MT 455 Examples

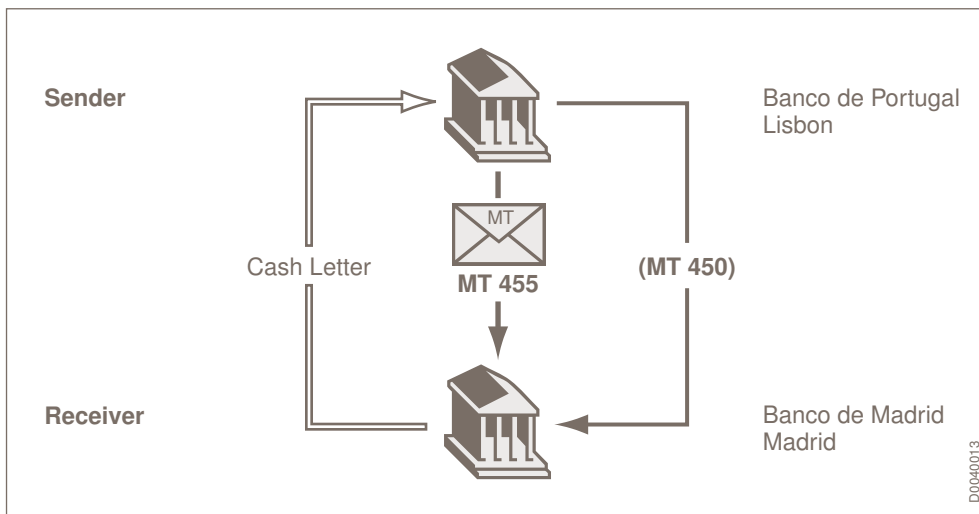
Narrative

On 9 September 2013, Banco de Madrid, Madrid, sends a cash letter to Banco de Portugal, Lisbon, under its reference CL99364.

(To review the MT 450 related to this transaction, see the Example section of the MT 450.)

On 11 September 2013, Banco de Portugal sends an MT 455 (reference 9AD31793), advising Banco de Madrid that its account, number 33-70247-1, has been credited for an additional 20,000 Euro resulting from an amount error on cheque number 376 dated 5 September 2013, issued by Jose Garcia.

Information Flow



SWIFT Message

Explanation	Format
Sender	BGALPTPL
Message Type	455
Receiver	MADBESMM
Message Text	
Transaction Reference Number	:20:9AD31793
Related Reference	:21:CL99364
Account Identification	:25:33-70247-1
Date of Cash Letter	:30:130908
Value Date and Original Amount	:32A:130910EUR1263015,
Value Date and Adjustment Amount	:33C:130910EUR20000,
Reason for Adjustment	:77A:AMOUNT ERROR ON CHEQUE 376 130905
End of Message Text/Trailer	

MT 456 Advice of Dishonour

MT 456 Scope

This message type is sent by the account servicing institution to the account owner.

It is used to advise the account owner that a financial document(s) included in the referenced cash letter has/have been dishonoured for the reasons given. The account owner's account is debited accordingly.

The advice will specify whether the financial document(s) is/are being returned unpaid to the originator of the cash letter or if it is/they are being re-presented to the drawee(s) for payment.

MT 456 Format Specifications

MT 456 Advice of Dishonour

Status	Tag	Field Name	Content/Options	No.
O	25	Account Identification	35x	1
O	52a	Sender of Cash Letter	A, B, or D	2
O	72	Sender to Receiver Information	6*35x	3
----->				
M	20	Transaction Reference Number	16x	4
M	21	Related Reference	16x	5
M	32a	Date and Face Amount of Financial Document	A or B	6
M	33D	Total Amount Debited	6!n3!a15d	7
O	71B	Fee	6*35x	8
M	77A	Reason for Dishonour	20*35x	9
M	77D	Details of Dishonoured Item	6*35x	10
O	72	Sender to Receiver Information	6*35x	11

M = Mandatory, O = Optional - Network Validated Rules may apply				

MT 456 Network Validated Rules

- C1** The repetitive sequence must not appear more than ten times (Error code(s): T10).
- C2** If field 71B is present, the amounts expressed in field 32a and 33D must be different (Error code(s): C49).

C3 The currency code in the amount fields 32a and 33D must be the same for all occurrences of these fields in the message (Error code(s): C02).

MT 456 Usage Rules

In order to expedite processing, this message must not contain more than ten pieces of advice, that is, the repetitive sequence may not appear more than ten times.

MT 456 Guidelines

The cash letter can have been sent by the account owner or one of its branches or affiliates.

MT 456 Field Specifications

MT 456 - 1. Field 25: Account Identification

Format

35x

Presence

Optional

Definition

This field identifies the account to which the dishonoured item(s) has been debited.

Usage Rules

The absence of this field implies that the account to which the item was posted by the Sender (account servicing institution) is the Receiver's (account owner's) general or only account with the Sender.

MT 456 - 2. Field 52a: Sender of Cash Letter

Format

Option A	[/1!a] [/34x] 4!a2!a2!c [3!c]	(Party Identifier) (Identifier Code)
Option B	[/1!a] [/34x] [35x]	(Party Identifier) (Location)
Option D	[/1!a] [/34x] 4*35x	(Party Identifier) (Name and Address)

Presence

Optional

Definition

This field is used to identify the branch or affiliate bank of the Receiver that sent the cash letter, if other than the Receiver (account owner).

Network Validated Rules

Identifier Code must be a registered financial institution BIC (Error code(s): T27, T28, T29, T45).

Identifier Code must be a financial institution BIC. This error code applies to all types of BICs referenced in a FIN message including connected BICs, non-connected BICs, Masters, Synonyms, Live destinations and Test & Training destinations (Error code(s): C05).

MT 456 - 3. Field 72: Sender to Receiver Information

Format

6*35x (Narrative)

In addition to narrative text, structured text with the following line formats may be used:

Line 1	/8c/[additional information]	(Code) (Narrative)
Lines 2-6	[//continuation of additional information]	(Narrative)
	or	(Code) (Narrative)
	[/8c/[additional information]]	

Presence

Optional

Definition

This field specifies additional information for the Receiver.

Codes

One of the following codes may be used in Code:

REPR	Re-presented to	The cheques are being re-presented to the drawee.
RETURN	Return	The cheques are being returned to you.

Usage Rules

The structured format may also be used for bilaterally agreed codes.

Any code must be between slashes and must appear at the beginning of a line.

Narrative text must not begin with a slash and, if used, must begin on a new line and be the last information in the field.

This field may include ERI, as specified in the chapter entitled "Euro-Related Information (ERI)" in the [Standards MT General Information](#).

MT 456 - 4. Field 20: Transaction Reference Number

Format

16x

Presence

Mandatory

Definition

This field contains the reference assigned by the Sender to unambiguously identify the message.

Network Validated Rules

This field must not start or end with a slash '/' and must not contain two consecutive slashes '/' (Error code(s): T26).

MT 456 - 5. Field 21: Related Reference

Format

16x

Presence

Mandatory

Definition

This field contains the reference assigned to the original cash letter or financial document by the Receiver.

Codes

If the related reference is not known, the code NONREF must be used.

Network Validated Rules

This field must not start or end with a slash '/' and must not contain two consecutive slashes '/' (Error code(s): T26).

MT 456 - 6. Field 32a: Date and Face Amount of Financial Document

Format

Option A	6!n3!a15d	(Date) (Currency) (Amount)
Option B	3!a15d	(Currency) (Amount)

Presence

Mandatory (referenced in rules C2 and C3)

Definition

This field specifies the currency code and amount of the item being dishonoured.

If the date of the financial document is known, it should be indicated in this field, using option A.

Network Validated Rules

In option A, Date must be a valid date expressed in YYMMDD format (Error code(s): T50).

Currency must be a valid ISO 4217 currency code (Error code(s): T52).

The integer part of Amount must contain at least one digit. The decimal comma ',' is mandatory and is included in the maximum length. The number of digits following the comma must not exceed the maximum number allowed for the specified currency (Error code(s): C03, T40, T43).

MT 456 - 7. Field 33D: Total Amount Debited

Format

Option D 6!n3!a15d (Date) (Currency) (Amount)

Presence

Mandatory (referenced in rules C2 and C3)

Definition

This field specifies the value date, currency code and total amount debited. It is the sum of the contents of field 32a and, if present, field 71B.

Network Validated Rules

Date must be a valid date expressed in YYMMDD format (Error code(s): T50).

Currency must be a valid ISO 4217 currency code (Error code(s): T52).

The integer part of Amount must contain at least one digit. The decimal comma ',' is mandatory and is included in the maximum length. The number of digits following the comma must not exceed the maximum number allowed for the specified currency (Error code(s): C03, T40, T43).

MT 456 - 8. Field 71B: Fee

Format

Option B 6*35x (Narrative)

In addition to narrative text, the following line formats may be used:

Line 1	/8a/[3!a13d][additional information]	(Code) (Currency) (Amount) (Narrative)
Lines 2-6	[//continuation of additional information] or [/8a/[3!a13d][additional information]]	(Narrative) or (Code) (Currency) (Amount) (Narrative)

Presence

Optional (referenced in rule C2)

Definition

This field contains an explanation of any fees which have been charged for the dishonoured item(s).

Codes

One or more of the following codes may be used in Code, followed by the currency code and amount:

AGENT	Agent's Commission
COMM	Our Commission
CORCOM	Our Correspondent's Commission
DISC	Commercial Discount
INSUR	Insurance Premium
POST	Our Postage
STAMP	Stamp Duty
TELECHAR	Teletransmission Charges
WAREHOUS	Wharfing and Warehouse

Usage Rules

Any code used in this field must be between slashes and must appear at the beginning of a line.

Narrative text must not begin with a slash and, if used, must begin on a new line and be the last information in the field.

MT 456 - 9. Field 77A: Reason for Dishonour

Format

Option A 20*35x (Narrative)

In addition to narrative text, the following line formats may be used:

Line 1	/8a/[additional information]	(Code) (Narrative)
Lines 2-20	[//continuation of additional information] or [/8a/[additional information]]	(Narrative) or (Code) (Narrative)

Presence

Mandatory

Definition

This field contains identification of each item dishonoured, stating the amount and reason for dishonour.

Usage Rules

The structured format may be used for bilaterally agreed codes.

Any code must be between slashes and must appear at the beginning of a line.

Narrative text must not begin with a slash and, if used, must begin on a new line and be the last information in the field.

MT 456 - 10. Field 77D: Details of Dishonoured Item

Format

Option D 6*35x (Narrative)

Presence

Mandatory

Definition

This field contains any additional information to assist the Receiver in identifying the financial document being dishonoured. This includes the drawer, drawee, maker, payee, the financial document number, etc.

Usage Rules

Codes are not permitted in this field.

MT 456 - 11. Field 72: Sender to Receiver Information

Format

6*35x (Narrative)

In addition to narrative text, structured text with the following line formats may be used:

Line 1	/8c/[additional information]	(Code) (Narrative)
Lines 2-6	[//continuation of additional information] or [/8c/[additional information]]	(Narrative) or (Code) (Narrative)

Presence

Optional

Definition

This field specifies additional information for the Receiver.

Codes

One of the following codes may be used in Code:

REPR Re-presented to The cheque is being re-presented to the drawee.

RETURN Return The cheque is being returned to you.

Usage Rules

The structured format may also be used for bilaterally agreed codes.

Any code must be between slashes and must appear at the beginning of a line.

Narrative text must not begin with a slash and, if used, must begin on a new line and be the last information in the field.

This field may include ERI, as specified in the chapter entitled "Euro-Related Information (ERI)" in the [Standards MT General Information](#).

MT 456 Examples

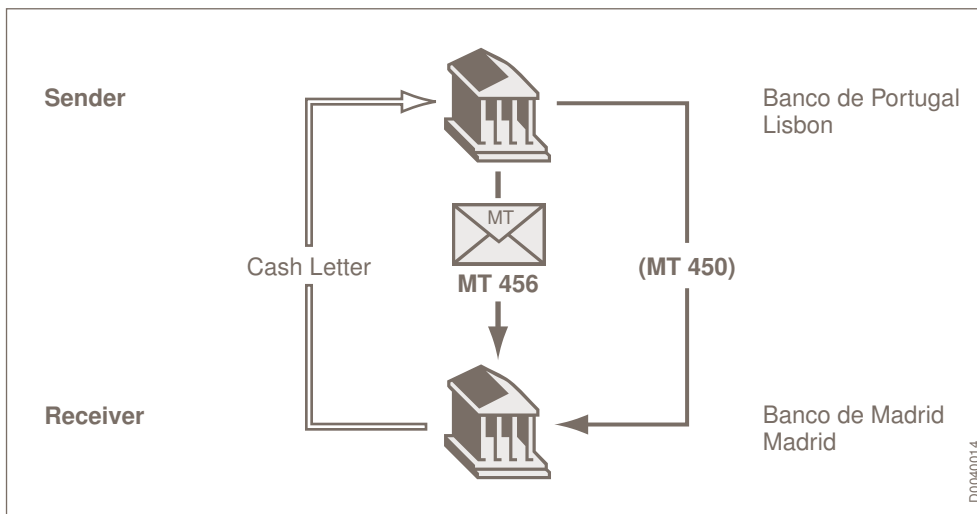
Narrative

On 9 September 2013, Banco de Madrid, Madrid, sends a cash letter to Banco de Portugal, Lisbon, under its reference CL99364.

(To review the MT 450 and MT 455 related to this transaction, see the respective Example sections.)

On 13 September 2013, Banco de Portugal sends an MT 456 Advice of Dishonour (reference 9CLD00793), advising Banco de Madrid that its account, number 33-70247-1, has been debited for 50,750 Euro (50,000 plus processing fee of 750) resulting from the return of cheque number 1303 dated 4 September 2013, issued by Juan Cortez, for insufficient funds.

Information Flow



SWIFT Message

Explanation	Format
Sender	BGALPTPL
Message Type	456
Receiver	MADBESMM

Explanation	Format
Message Text	
Account Identification	:25:33-70247-1
Transaction Reference Number	:20:9CLD00793
Related Reference	:21:CL99364
Date and Face Amount of Doc.	:32A:030904EUR50000,
Total Amount Debited	:33D:130913EUR50750,
Fee	:71B:PROCESSING FEE EUR750,
Reason for Dishonour	:77A:INSUFFICIENT FUNDS
Details of Item	:77D:CHEQUE 1303 ISSUED BY JUAN CORTEZ RETURNED
End of Message Text/Trailer	

Part 3 - Common Group

Common Group Message Types

The following table lists all Common Group message types defined in Category 4.

For each message type, there is a short description, an indicator whether the message type requires authentication (Y or N), the maximum message length on input (2,000 or 10,000 characters) and whether the use of the message requires registration with SWIFT for use in a message user group (Y or N).

MT	MT Name	Purpose	Signed ⁽¹⁾	Max. Length	MUG
490	Advice of Charges, Interest and Other Adjustments	Advises an account owner of charges, interest or other adjustments to its account	Y	2,000	N
491	Request for Payment of Charges, Interest and Other Expenses	Requests payment of charges, interest or other expenses	Y	2,000	N
492	Request for Cancellation	Requests the Receiver to consider cancellation of the message identified in the request	Y	2,000	N
495	Queries	Requests information relating to a previous message or amendment to a previous message	Y	2,000	N
496	Answers	Responds to a MT 495 Queries message or MT 492 Request for Cancellation or other messages where no specific message type has been provided for the response	Y	2,000	N
498	Proprietary Message	Contains formats defined and agreed to between users and for those messages not yet live	Y	10,000	N
499	Free Format Message	Contains information for which no other message type has been defined	Y	10,000	N

(1) A Relationship Management Application (RMA) authorisation is required in order to sign a message.

Note A Message User Group (MUG), for the purposes of this book, is a group of users who have voluntarily agreed to support the specified message type and have registered with SWIFT to send or receive the specified message type. These messages are indicated in the preceding table in the column MUG.

Registration is free of charge. To register to use one or more message types, submit a registration request (**Order Message User Group**) through the forms available on www.swift.com > Ordering & Support > Ordering > Order Products and Services > Message User Group (MUG).

To withdraw from a MUG, use the **Terminate your MUG subscription** request. These forms are available at www.swift.com > Ordering & Support > Ordering > Terminate and deactivate > Message User Group (MUG).

To get the list of other members of a particular MUG, please contact Support.

MT 490 Advice of Charges, Interest and Other Adjustments

See [Category n - Common Group Messages](#), *Chapter n90 Advice of Charges, Interest and Other Adjustments* for details concerning this message type.

MT 491 Request for Payment of Charges, Interest and Other Expenses

See [Category n - Common Group Messages](#), *Chapter n91 Request for Payment of Charges, Interest and Other Expenses* for details concerning this message type.

MT 492 Request for Cancellation

See [Category n - Common Group Messages](#), *Chapter n92 Request for Cancellation* for details concerning this message type.

MT 495 Queries

See [Category n - Common Group Messages](#), *Chapter n95 Queries* for details concerning this message type.

MT 496 Answers

See [Category n - Common Group Messages](#), *Chapter n96 Answers* for details concerning this message type.

MT 498 Proprietary Message

See [Category n - Common Group Messages](#), *Chapter n98 Proprietary Message* for details concerning this message type.

MT 499 Free Format Message

MT 499 Scope

This message type is used by financial institutions to send or receive information for which another message type is not applicable.

MT 499 Format Specifications

MT 499 Free Format Message

Status	Tag	Field Name	Content/Options	No.
M	20	Transaction Reference Number	16x	1
O	21	Related Reference	16x	2
----->				
M	79	Narrative	35*50x	3

M = Mandatory, O = Optional - Network Validated Rules may apply				

MT 499 Network Validated Rules

There are no network validated rules for this message type.

MT 499 Field Specifications

MT 499 - 1. Field 20: Transaction Reference Number

Format

16x

Presence

Mandatory

Definition

This field specifies the reference assigned by the Sender to unambiguously identify the message.

Network Validated Rules

This field must not start or end with a slash '/' and must not contain two consecutive slashes '/' (Error code(s): T26).

MT 499 - 2. Field 21: Related Reference

Format

16x

Presence

Optional

Definition

This field contains a reference to the related message.

Network Validated Rules

This field must not start or end with a slash '/' and must not contain two consecutive slashes '/' (Error code(s): T26).

MT 499 - 3. Field 79: Narrative

Format

35*50x (Narrative)

Presence

Mandatory

Definition

This field contains the free format message. This field may be repeated.

MT 499 Examples

As any free format information may be provided in this message type, no message examples will be provided.

Glossary of Terms

In addition to the definitions which appear in Standards General Information, Glossary of Terms, the following terms apply to Category 4 message types.

For any additional definitions or details, see the Uniform Rules for Collections, International Chamber of Commerce, Paris, France.

Cash Letter	For the purpose of this category, any covering letter, however named or described, whereby a bank (the Remitting Bank) requests credit for one or more financial documents under usual reserve (subject to final payment).
Clean Payment	A payment not accompanied by any documents.
Collection Instruction	Instructions accompanying documents sent by a Remitting Bank to a Collecting Bank.
Draft Terms	The specification of the terms by which a collection instruction or draft will be honoured.
Maturity Date and Amount Collected	The maturity date of the collection and the amount paid by the Drawee.
Protest	The legal action taken in confirming the refusal of a party to accept its obligation to a transaction or instruction.
Settlement Instructions	The manner by which a financial transaction between two parties is to be settled.
Value Date and Proceeds Remitted	The value date and amount remitted by the Sender to the Receiver for a collection or part thereof.

Legal Notices

Copyright

SWIFT © 2021. All rights reserved.

Disclaimer

The information in this publication may change from time to time. You must always refer to the latest available version.

SWIFT Standards Intellectual Property Rights (IPR) Policy - End-User License Agreement

SWIFT Standards are licensed subject to the terms and conditions of the *SWIFT Standards IPR Policy - End-User License Agreement*, available at www.swift.com > [About Us](#) > [Legal](#) > [IPR Policies](#) > [SWIFT Standards IPR Policy](#).

Translations

The English version of SWIFT documentation is the only official and binding version.

Trademarks

SWIFT is the trade name of S.W.I.F.T. SC. The following are registered trademarks of SWIFT: 3SKey, Innotribe, MyStandards, Sibos, SWIFT, SWIFTNet, SWIFT Institute, the Standards Forum logo, the SWIFT logo, SWIFT gpi with logo, the SWIFT gpi logo, and UETR. Other product, service, or company names in this publication are trade names, trademarks, or registered trademarks of their respective owners.