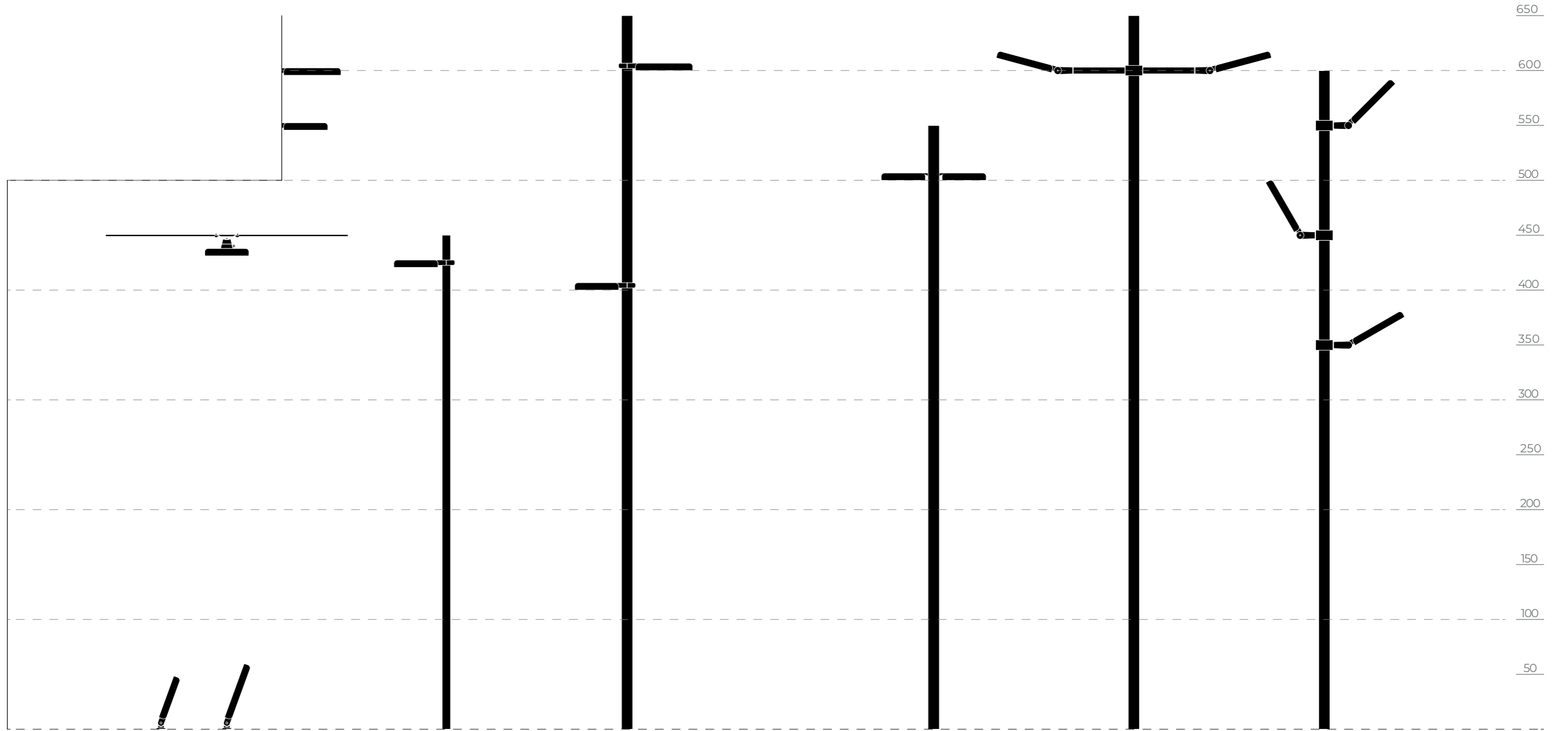


LEVANTE 2.0

Levante 2.0 è un sistema completo e flessibile
per l'illuminazione di vuoti e pieni urbani:
percorsi, spazi e architetture.

Levante 2.0 is a complete flexible system
for lighting empty and full urban locations:
pathways, spaces and architecture.





220-240V 24V (RGBW / TW)	50 60Hz	CL II	IP66	IK08 (U-D 90°)	IK09	ta -30°C +50°C	CE		ROHS		NFC
-----------------------------	------------	-------	------	-------------------	------	----------------------	----	--	------	--	-----

DATI PRESTAZIONALI / PERFORMANCE DATA

Flusso apparecchio / Fitting flux:
1200 - 22500 lm

Potenza apparecchio / Fitting power:
12 - 155 W

Indice di resa cromatica / Colour Rendering Index:
≥ 70, SDCM ≤ 4 (ottiche stradali) / (street optics)
≥ 80, SDCM ≤ 3 (ottiche proiezione) / (projection optics)

Illuminazione intelligente / Smart lighting:
mezzanotte virtuale, DALI. Su richiesta ZHAGA UP&DOWN, CLO, PLC, telegestione wireless, sensori / virtual midnight, DALI. On request ZHAGA UP&DOWN, CLO, PLC, wireless telemanagement, detectors

MATERIALI / MATERIALS

Corpo e sistemi di fissaggio / Body and fitting system:
pressofusione di lega d'alluminio UNI EN AB 47100 (contenuto rame < 1%) / die-cast aluminium alloy UNI EN AB 47100 (copper content < 1%)

Schermo / Screen:
vetro piano temprato / tempered flat glass

Gruppo ottico / Optical unit:
lenti PMMA ad alta trasparenza
PMMA high transparent lenses

Finitura / Finish:
fosfocromatazione e verniciatura in polveri di poliestere realizzata in 16 fasi per la miglior resistenza agli agenti atmosferici / phospho-chromatation treated and polyester powder-coated in 16 phases to increase weather resistance

**TEMPERATURA COLORE
COLOUR TEMPERATURE**

- 2200 K
- 3000 K
- 4000 K
- RGB+W 3000 K

**ECO-CENTRIC LIGHTING
(ONLY FOR STREET OPTICS)**

BLUE FREE LIGHT:
PC-AMBER 0,7% ΣR (λ <500NM) _ CRI 40
1800 K 4,3% ΣR (λ <500NM) _ CRI 70

SWITCHABLE WHITE LIGHT:
1800K ÷ 3000K

COLORI / COLOURS

- SABLÉ 100 NOIR
- RAL9006

CARATTERISTICHE / FEATURES

Peso massimo / Max weight:
6 kg (small), 9 kg (medium)


Alimentazione elettronica / Electronic power supply:
inclusa / included

Installazione / Installation:
parete, soffitto, terra, palo, sospensione tesata
wall, ceiling, ground, pole, string suspension




OTTICHE / OPTICS


U-C 6° Ultra-concentrante / Ultra-narrow beam




D 40° Diffondente / Wide beam




C 11° Concentrante / Narrow beam




U-D 90° Ultra-diffondente / Diffuse beam



M 25° Fascio medio / Medium beam



W-W Wall washer



ECO-CENTRIC LIGHTING
SWITCHABLE WHITE LIGHT

● 1800 K / 3000 K

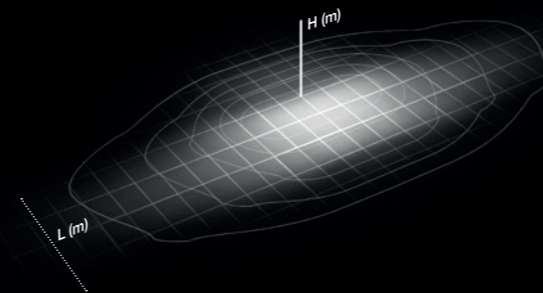
BLUE FREE LIGHT

● 1800 K ● PC-AMBER

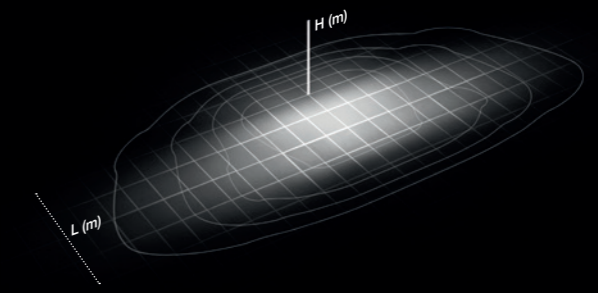
*Levante 2.0 è un sistema modulare e componibile. Il progettista può combinare qualsiasi distribuzione luminosa con ognuno dei sistemi di fissaggio per realizzare configurazioni originali e flessibili ad ogni contesto.

* Levante 2.0 is a modular and combinable system. The designer can combine any light distribution with each of the fixing systems to create original and flexible configurations for any context.

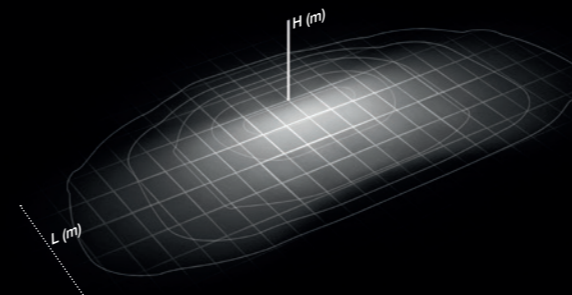
ST-01 Asimmetrica stradale / Street asymmetrical
L / H = 0,75



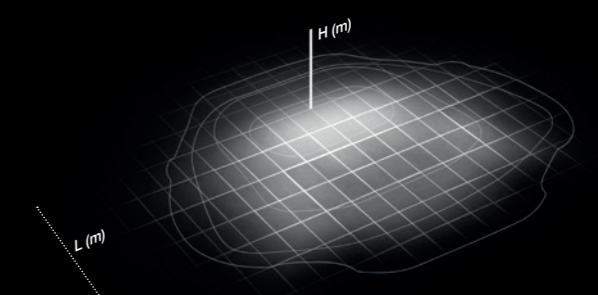
ME-01 Asimmetrica stradale / Street asymmetrical
L / H = 1



LA-01 Asimmetrica stradale / Street asymmetrical
L / H = 1,25

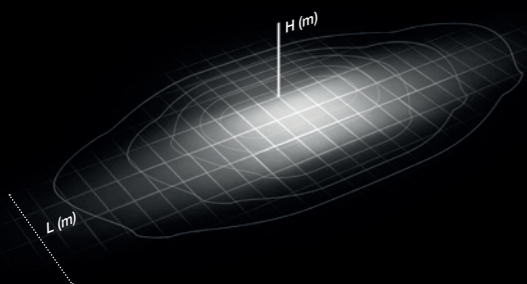


LT-06 Asimmetrica / Asymmetrical
L / H = 2

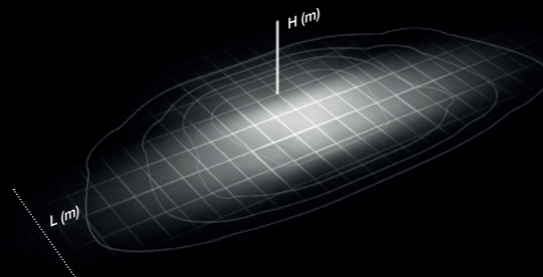


OTTICHE / OPTICS

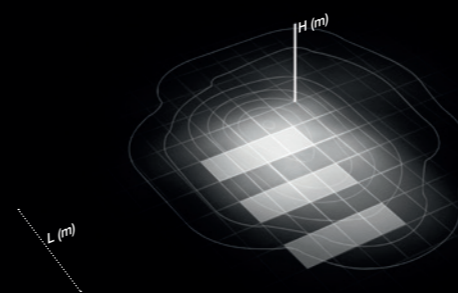
ST-02 Strade strette / Narrow street
L / H = 0,75



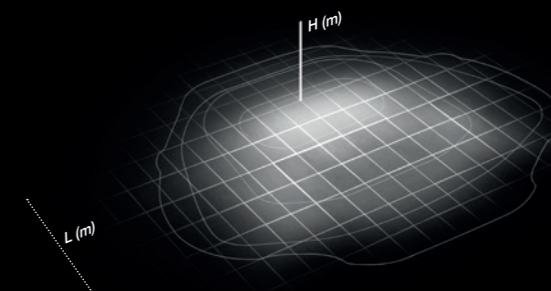
ME-05 Strade medie / Medium street
L / H = 1



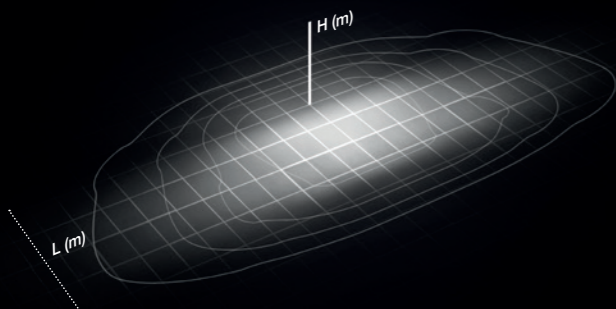
AP-01 DX - Attraversamenti pedonali
Pedestrian crossing



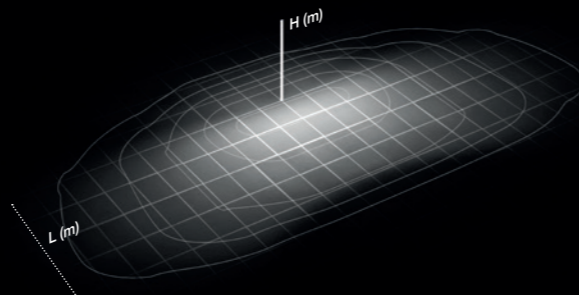
LT-64 Asimmetrica / Asymmetrical
L / H = 2



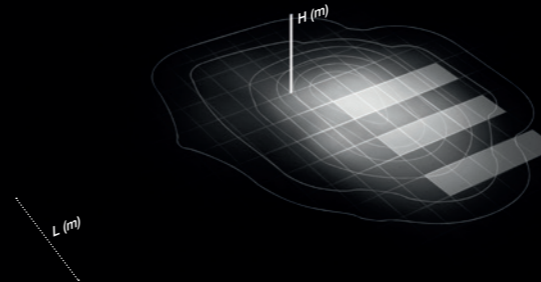
ME-06 Strade medie / Medium street
L / H = 1




LA-03 Strade larghe / Wide street
L / H = 1,25



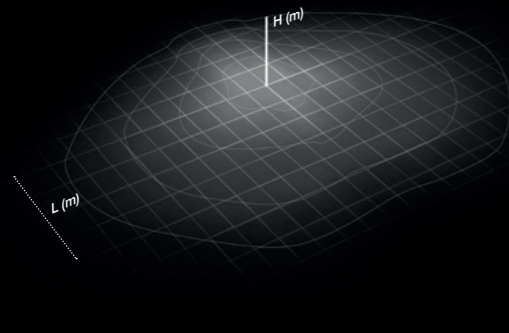
AP-01 SX - Attraversamenti pedonali
Pedestrian crossing



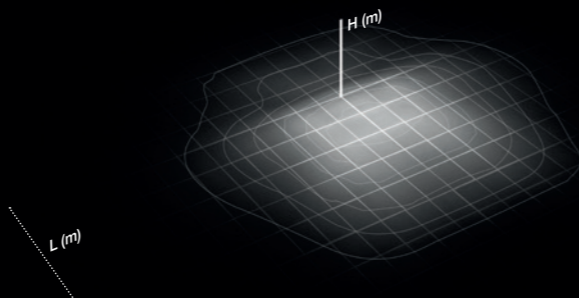
SO-02 Simmetrica stradale / Street



PB-01 Pali bassi / Low Pole
L / H = 2



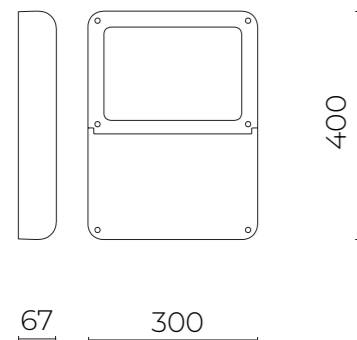
LT-63 Asimmetrica / Asymmetrical
L / H = 2



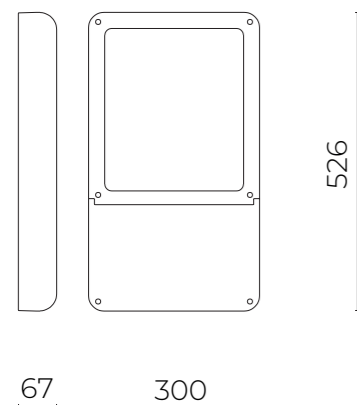
*Levante 2.0 è un sistema modulare e componibile. Il progettista può combinare qualsiasi distribuzione luminosa con ognuno dei sistemi di fissaggio per realizzare configurazioni originali e flessibili ad ogni contesto.
* Levante 2.0 is a modular and combinable system. The designer can combine any light distribution with each of the fixing systems to create original and flexible configurations for any context.

Levante 2.0
Wall

SMALL



MEDIUM



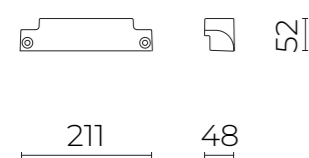
DATI TECNICI / TECHNICAL DATA

Installazione / Installation:
parete / wall

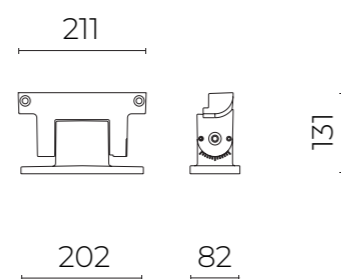
Orientabilità / Orientability:
con giunto inclinazione $\pm 90^\circ$, rotazione $\pm 15^\circ$
with joint tilt $\pm 90^\circ$, rotation $\pm 15^\circ$

ACCESSORI / ACCESSORIES

06LN900C0
Staffa fissa
Fixed bracket



06LN901C0
Giunto orientabile
Adjustable joint



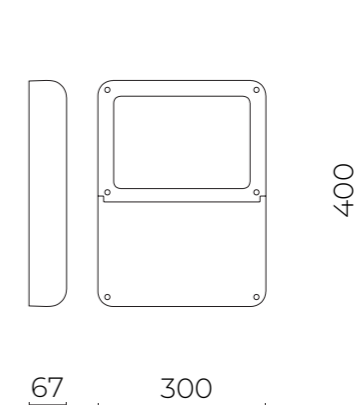
Levante 2.0
Flood

DATI TECNICI / TECHNICAL DATA

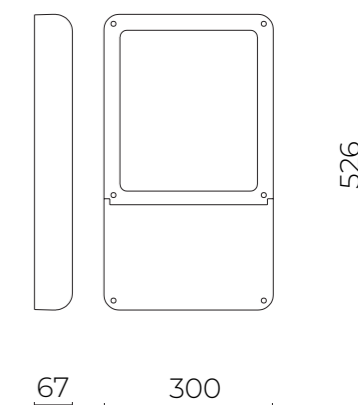
Installazione / Installation:
parete, soffitto, terra con accessori
wall, ceiling, ground with accessories

Orientabilità / Orientability:
con giunto inclinazione $\pm 90^\circ$, rotazione $\pm 15^\circ$
with joint tilt $\pm 90^\circ$, rotation $\pm 15^\circ$

SMALL

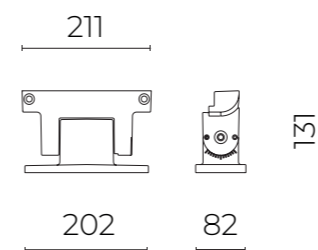


MEDIUM

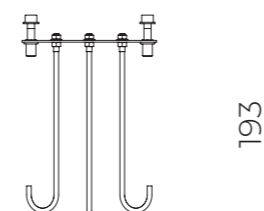


ACCESSORI / ACCESSORIES

06LN901C0
Giunto orientabile
Adjustable joint



06LT909J0
B118 - Ancore per calcestruzzo
Anchor for concrete

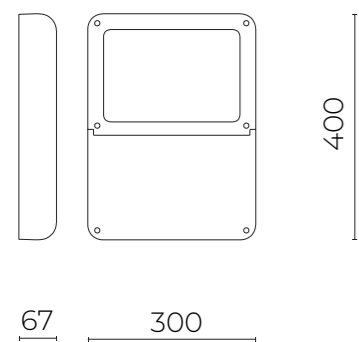


Levante 2.0 Poles

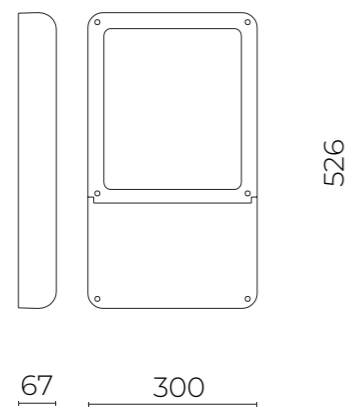
DATI TECNICI / TECHNICAL DATA

Installazione / Installation:
palo Ø 60 - 76 - 102 mm
pole Ø 60 - 76 - 102 mm

SMALL



MEDIUM



Levante 2.0 Poles

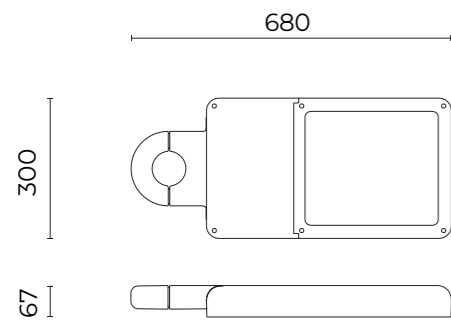
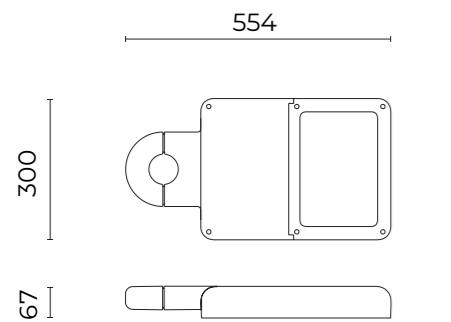


Levante 2.0

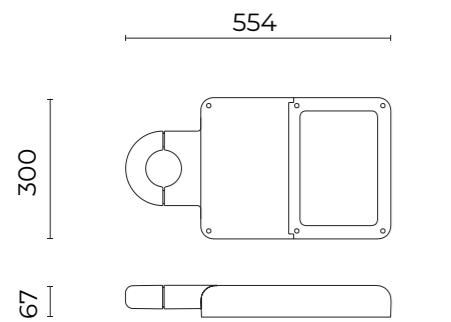
Poles

ACCESSORI / ACCESSORIES

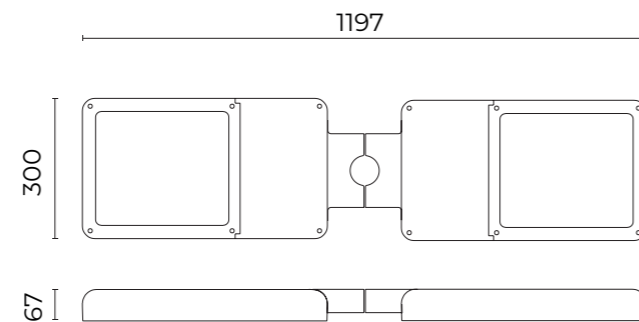
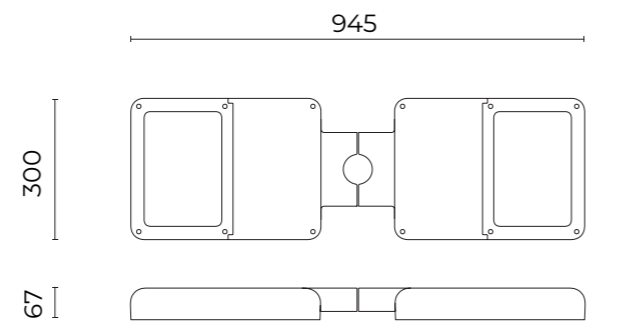
06LN902A0 - RAL9006
06LN902C0 - Sablè 100 Noir
 B226 - Collare singolo per pali Ø 60 mm
 Single collar for poles Ø 60 mm



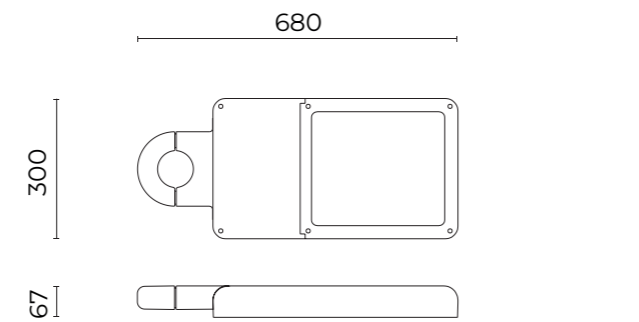
06LN904C0 - RAL9006
06LN904C0 - Sablè 100 Noir
 B228 - Collare singolo per pali Ø 102 mm
 Single collar for poles Ø 102 mm



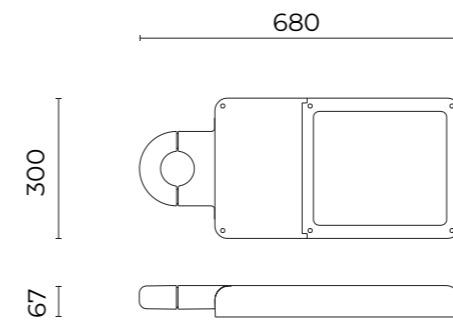
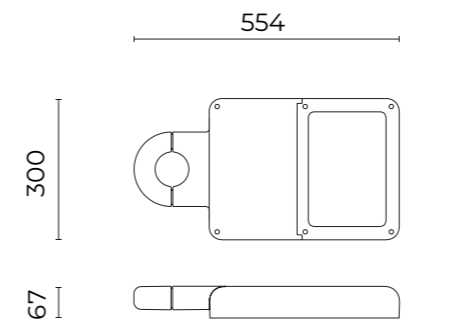
06LN905A0 - RAL9006
06LN905C0 - Sablè 100 Noir
 B229 - Collare doppio per pali Ø 60 mm
 Double collar for poles Ø 60 mm



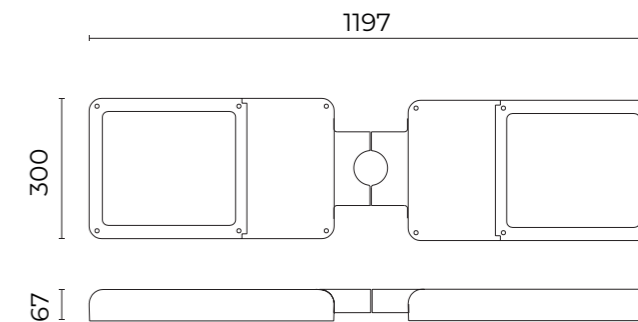
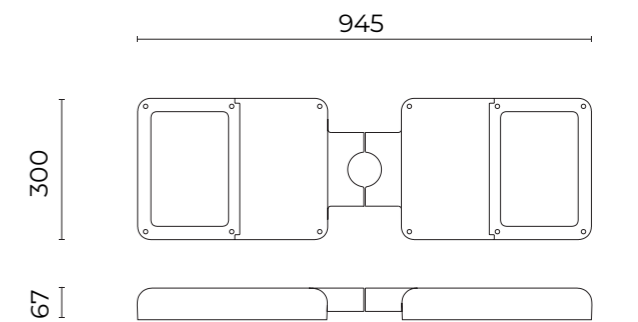
06LN907A0 - RAL9006
06LN90670 - Sablè 100 Noir
 B231 - Collare doppio per pali Ø 102 mm
 Single collar for poles Ø 102 mm



06LN903A0 - RAL9006
06LN903C0 - Sablè 100 Noir
 B227 - Collare singolo per pali Ø 76 mm
 Single collar for poles Ø 76 mm



06LN906A0 - RAL9006
06LN906C0 - Sablè 100 Noir
 B230 - Collare doppio per pali Ø 76 mm
 Single collar for poles Ø 76 mm



Levante 2.0
Brackets & poles

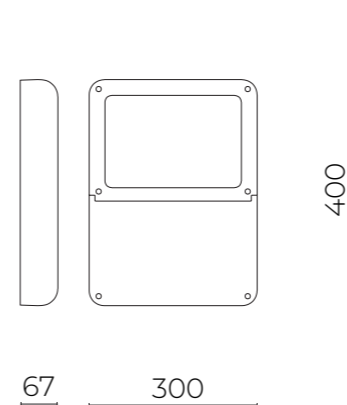
DATI TECNICI / TECHNICAL DATA

Installazione / Installation:
palo Ø 60 - 76 - 102 mm
pole Ø 60 - 76 - 102 mm

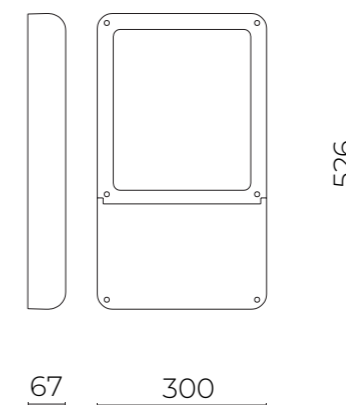
Orientabilità / Orientability:
con giunto inclinazione -70° ÷ +90°,
rotazione 0° / 180°
with joint tilt -70° ÷ +90°;
rotation 0° / 180°



SMALL



MEDIUM

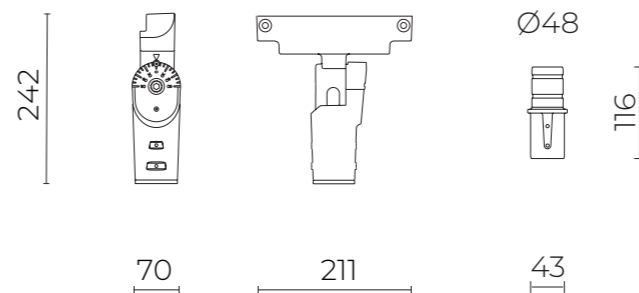


ACCESSORI / ACCESSORIES

06LN908A0 - RAL9006

06LN908C0 - Sablè 100 Noir

B232 - Giunto orientabile per bracci e pali Ø 60 mm
Adjustable joint for arm and poles Ø 60 mm

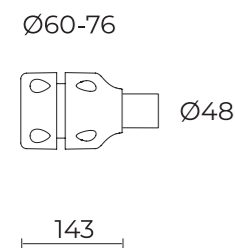


Levante 2.0

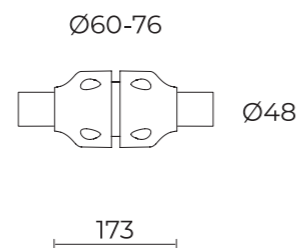
Brackets and poles

ACCESSORI E BRACCI / ACCESSORIES AND ARMS:

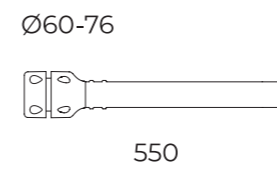
06AK903A0 - RAL9006
06AK903C0 - Sablè 100 Noir
L3 - Kit giunto per palo
 Joint kit for pole



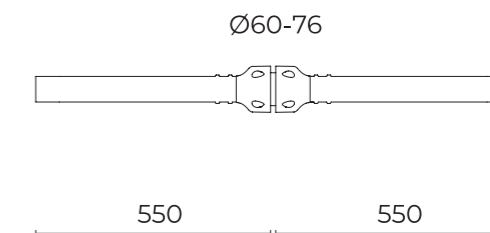
06AK904A0 - RAL9006
06AK904C0 - Sablè 100 Noir
L4 - Kit giunto doppio per palo
 Double joint kit for pole



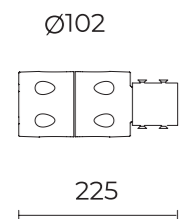
06AK921A0 - RAL9006
06AK921C0 - Sablè 100 Noir
B1 - Braccio per pali
 Arm for poles



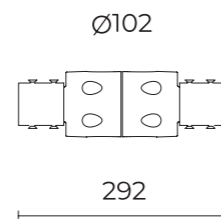
06AK922A0 - RAL9006
06AK922C0 - Sablè 100 Noir
B2 - Braccio doppio per pali
 Double arm for poles



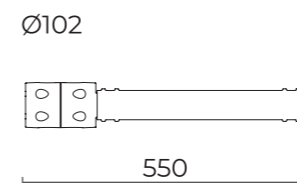
06AK916A0 - RAL9006
06AK916C0 - Sablè 100 Noir
B139 - Anello per pali
 Ring for poles



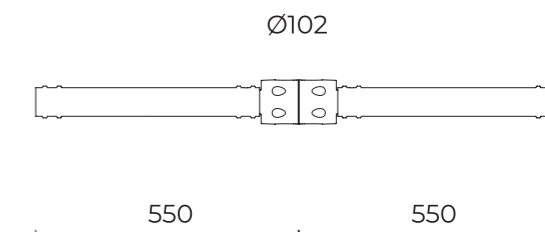
06AK917A0 - RAL9006
06AK917C0 - Sablè 100 Noir
B140 - Anello doppio per pali
 Double ring for poles



06AK907A0 - RAL9006
06AK907C0 - Sablè 100 Noir
B155 - Braccio per pali
 Arm for poles

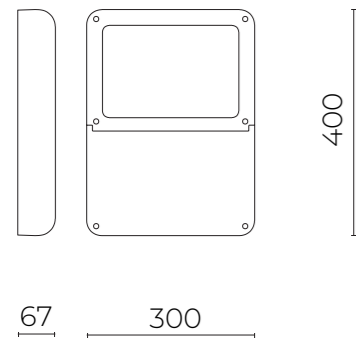


06AK909A0 - RAL9006
06AK909C0 - Sablè 100 Noir
B157 - Braccio doppio per pali
 Double arm for poles



Levante 2.0
String suspension

SMALL



DATI TECNICI / TECHNICAL DATA

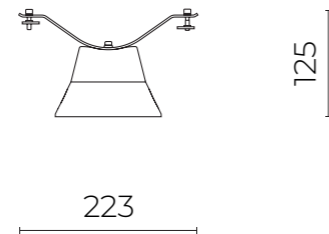
Installazione / Installation:
sospensione tesata / string suspension

Inclinazione / Inclination:
orizzontale $\pm 15^\circ$ / horizontal $\pm 15^\circ$

Orientabilità / Adjustability:
 $0^\circ \pm 360^\circ$

ACCESSORI / ACCESSORIES

06KS902C0
Kit sospensione su fune tesata \varnothing 6-12 mm
Suspension kit for string \varnothing 6-12 mm



Levante 2.0
String suspension

