


I'm not robot  reCAPTCHA

**I am not robot!**

















## Relative pronouns worksheet tes

Last updated 11 January 2022 This resource contains three revision/practice worksheets (24 questions) on personal, possessive and relative pronouns. You may also be interested in: This resource contains a fully editable, 50 slide SATS English grammar revision PowerPoint lesson on pronouns and includes: Personal Pronouns Object Pronouns Subject Pronouns Possessive Pronouns Relative Pronouns When to use who or whom Pronouns - 50 Slide SATS Revision PowerPoint Lesson /a> Determiners - 70 Slide PowerPoint Lesson This is a fully editable, 70 slide PowerPoint lesson on determiners. Determiner Revision Mat This resource contains a determiner revision mat containing an explanation of, and examples, for all the different types of determiner. Key Stage 2 SPaG SATS Revision PowerPoint Quiz This is a quiz-style revision resource on KS2 SATS English - spelling punctuation and grammar.

The SATS style questions include questions on grammatical terms, word classes, combining words, phrases and clauses, punctuation and spelling. More SATS Resources Thinking of publishing your own resources or already an author and want to improve your resources and sales? Check out this step-by-step guide: How to Become a Successful TES Author: Step-by-Step Guide Tes paid licence How can I reuse this? Select overall rating (no rating) Your rating is required to reflect your happiness. Write a review Update existing review It's good to leave some feedback. Something went wrong, please try again later. This resource hasn't been reviewed yet To ensure quality for our reviews, only customers who have purchased this resource can review it Report this resource to let us know if it violates our terms and conditions. Our customer service team will review your report and will be in touch. Last updated 20 January 2015 This English resource was created for KS2 students. They must read the sentences and choose the correct relative pronoun in brackets. There are 12 sentences to complete. Creative Commons "Sharealike" Select overall rating (no rating) Your rating is required to reflect your happiness. Write a review Update existing review It's good to leave some feedback. Something went wrong, please try again later. Empty reply does not make any sense for the end user Empty reply does not make any sense for the end user Excellent thank you Empty reply does not make any sense for the end user Thanks for sharing. Empty reply does not make any sense for the end user Report this resource to let us know if it violates our terms and conditions. Our customer service team will review your report and will be in touch. Last updated 26 September 2019 This worksheet will help pupils to identify pronouns within sentences as well as developing their understanding of relative, possessive and personal pronouns. These differentiated questions can be used in conjunction with the included support sheet or without (should you choose to challenge more able students). This worksheet can be used in conjunction with the following free PowerPoint: #stressfreeteaching\_dreamscheme Creative Commons "Sharealike" Select overall rating (no rating) Your rating is required to reflect your happiness. Write a review Update existing review It's good to leave some feedback. Something went wrong, please try again later. So useful, thank you! Empty reply does not make any sense for the end user Thank you! This is just what I need. I especially like the support sheet where the types of pronoun were classified.

# RELATIVE PRONOUNS

Fill in the gaps using WHO, WHOSE or WHICH:

 The horse, _____ was usually very calm, started to run.	 My father, _____ didn't want to buy a dog, is now very happy.	 Mrs. Miller, _____ has been working all day, is exhausted.	 Elizabeth tasted the coffee, _____ was very hot.
 The boy, _____ mom is pregnant, is very happy.	 Arthur, _____ birthday is today, is making a party.	 James Branson, _____ is a famous scientist, discovered a new medicine.	 For dinner I ordered a pizza, _____ was delicious.
 Susan, _____ is very clever, solved the problem.	 Tom was very proud of his car, _____ was new.	 Richard, _____ baby is always crying, is terribly tired.	 Cindy is cleaning the house, _____ was a bit dirty.
 Mary, _____ loves reading books, went to sleep very late.	 Ronald caught a green fish, _____ was very small.	 This is my neighbor, _____ dog is very big.	 My cousin, _____ is only 10 years old, is a famous violinist.

www.worksheetson.com

There are 12 sentences to complete. Creative Commons "Sharealike" Select overall rating (no rating) Your rating is required to reflect your happiness. Write a review Update existing review It's good to leave some feedback. Something went wrong, please try again later. Empty reply does not make any sense for the end user Empty reply does not make any sense for the end user Excellent thank you Empty reply does not make any sense for the end user Thanks for sharing. Empty reply does not make any sense for the end user Report this resource to let us know if it violates our terms and conditions. Our customer service team will review your report and will be in touch. Last updated 26 September 2019 This worksheet will help pupils to identify pronouns within sentences as well as developing their understanding of relative, possessive and personal pronouns. These differentiated questions can be used in conjunction with the included support sheet or without (should you choose to challenge more able students). This worksheet can be used in conjunction with the following free PowerPoint: #stressfreeteaching\_dreamscheme Creative Commons "Sharealike" Select overall rating (no rating) Your rating is required to reflect your happiness. Write a review Update existing review It's good to leave some feedback. Something went wrong, please try again later. So useful, thank you! Empty reply does not make any sense for the end user Thank you! This is just what I need. I especially like the support sheet where the types of pronoun were classified. I wish it had reflexive pronouns too. Thanks again. Empty reply does not make any sense for the end user Report this resource to let us know if it violates our terms and conditions. Our customer service team will review your report and will be in touch. It's Grammar Time: Relative Pronouns (Who, Whom, Whose) It's Grammar Time: Relative Pronouns (Who, Whom, Whose) The job of a relative pronoun is to connect the noun to other parts of the sentence. Use this resource with your students to give them practice choosing the best relative pronoun to complete a sentence. 3rd grade Reading & Writing School subject: English as a Second Language (ESL) (1061958) Main content: Relative Pronouns (2026457) Practice relative pronouns: Whose, whom, which, that, who, where, why Other contents: Whose, whom, which, that, who, where, why Fill grade 4, grade 5, and grade 6 children in on a key aspect of pronouns with our printable relative pronouns worksheets! The purpose of a relative pronoun is to introduce a dependent clause and to connect it to the independent clause. The exercises include completing a sentence using correct relative pronouns, combining two sentences with suitable relative pronouns, identifying relative pronouns in a sentence, and more. An engaging, transportive learning experience awaits you in our free relative pronouns worksheet with answers! Completing Sentences Using Relative Pronouns This worksheet on relative pronouns is a loving ode to the unique learning cachet of pronouns! Children in 4th grade complete each sentence with suitable relative pronouns like "who", "that", and "whose". Choosing Relative Pronouns to Complete Sentences Deciding if a sentence will do well with "that" or "which" is easier said than done! Pick from the relative pronouns given and complete the sentences correctly. Watch how relative pronouns grow on you! Combining Clauses Using Suitable Relative Pronouns Join the elite league that boasts mastery of relative pronouns with this relative pronoun exercise pdf! Two clauses are given - a dependent clause and an independent clause. Combine the clauses using correct relative pronouns. Fill in the Blanks with Relative Pronouns Deep-diving into the intricacies of relative pronouns feels like heaven! Choose an apt relative pronoun from the word box and complete each sentence. Don't worry if you use a relative pronoun more than once. Identifying Relative Pronouns and Relative Clauses Help 5th grade and 6th grade students to demystify the defining and non-defining clauses! While the former are not set off with commas, the latter are. Scout out the relative pronoun and clause; write if the clause is defining or non-defining. Need to explain Relative Pronouns (who, which, when, where, why) to your elementary ESL students? Do it with ease and fun using this PPT! No prep resource. Just point, click and teach! After reading the examples, students work out the rule and then practice it doing the exercises. The presentation is full of humor and helps the students learn with fun. What is inside? ✓ Slides for explaining the rule ✓ Slides with exercises ★ There are 5 slides in total. The answer keys are included. All rules and explanations are in English. ★ This PPT is fully editable. Who is this presentation for? The presentation is designed for ESL|ELL|EFL teachers, who work with elementary or pre-intermediate students.

6. That is the ship \_\_\_\_\_ all the Indians are proud of. 

which     who
7. All the money \_\_\_\_\_ was collected will be used for charity. 

who     that
8. That is the new diary \_\_\_\_\_ I bought. 

which     whom
9. Those are trees \_\_\_\_\_ leaves always remain green. 

whose     which
10. She is the new player \_\_\_\_\_ I was telling you about. 

which     whom

They must read the sentences and choose the correct relative pronoun in brackets. There are 12 sentences to complete. Creative Commons "Sharealike" Select overall rating (no rating) Your rating is required to reflect your happiness. Write a review Update existing review It's good to leave some feedback. Something went wrong, please try again later. Empty reply does not make any sense for the end user Empty reply does not make any sense for the end user Excellent thank you Empty reply does not make any sense for the end user Thanks for sharing. Empty reply does not make any sense for the end user Report this resource to let us know if it violates our terms and conditions.



# RELATIVE PRONOUNS

**Who / that** refer to people  
**Which / that** refer to objects, animals  
**Whose** refers to possession  
**When** refers to a moment in time  
**Where** refers to a particular place

They caught the man **who / that** spied for China.  
 I lost the map **which / that** she gave me.  
 She complained to the man **whose** dog bit her.  
 Valentine Day is a day **when** people are happy.  
 We visited the house **where** our father was born.



**Rewrite each pair of sentences as one sentence.**

a. Robert is going to get married. He is a lawyer **who**.  
 b. My parents are taking the bus. It leaves at 3.30. **that**.  
 c. The bag was very heavy. I had to carry it. **which**.  
 d. I was introduced to Mary. Her mother is my mother's friend. **whose**.  
 e. This is the town. My mother grew up there. **where**.

**Fill in the blanks with WHO or WHICH:**

a. This is the chair of ..... I sat.  
 b. John is the student ..... speaks English well.  
 c. Was it Tom ..... ate lunch with you?  
 d. The boy ..... we saw was very good.  
**Change these sentences to use WHOSE:**

a. To whom does this notebook belong to?  
 b. To whom does that coat belong to?  
 c. To whom does that jumper belong to?

**Complete the sentences with relative pronouns.**

a. Christopher Columbus was the sailor **who/that** discovered America.  
 b. This food has an ingredient ..... is very sweet.  
 c. The house ..... I was born is now for sale.  
 d. The reckless driver ..... ran the red light crashed his car.  
 e. Clearance sales, ..... happen rarely, are great ways to save money.  
 f. Spiders, ..... build beautiful webs, eat the flies they catch.

**Choose**

<p>The fish <b>Tom</b> bought is very fresh.</p> <p>a. who b. which c. whose</p>	<p>Mary is the girl ..... mother is a famous actress.</p> <p>a. who b. which c. whose</p>	<p>Peter is the actor ..... will play the role of super-hero.</p> <p>a. who b. which c. whose</p>
<p>This is the book I need.</p> <p>a. who b. which c. whose</p>	<p>The lady ..... you spoke to is a doctor.</p> <p>a. who b. which c. whose</p>	<p>Jeff ..... house was on fire is my teacher.</p> <p>a. who b. which c. whose</p>
<p>She has a dog ..... eyes are big.</p> <p>a. who b. which c. whose</p>	<p>My uncle ..... lives in Germany will be back next week.</p> <p>a. who b. which c. whose</p>	<p>The police want to find out ..... drove the red car into the shop window.</p> <p>a. who b. which c. whose</p>
<p>My cousin ..... lives in Brazil will be back next month.</p> <p>a. who b. which c. whose</p>	<p>The dog ..... is under the chair is cute.</p> <p>a. who b. which c. whose</p>	<p>I was born in 1936 ..... the civil War started.</p> <p>a. who b. when c. whose</p>

Last updated 20 January 2015 This English resource was created for KS2 students. They must read the sentences and choose the correct relative pronoun in brackets. There are 12 sentences to complete. Creative Commons "Sharealike" Select overall rating (no rating) Your rating is required to reflect your happiness. Write a review Update existing review It's good to leave some feedback. Something went wrong, please try again later. Empty reply does not make any sense for the end user. Report this resource to let us know if it violates our terms and conditions. Our customer service team will review your report and will be in touch. Last updated 26 September 2019 This worksheet will help pupils to identify pronouns within sentences as well as developing their understanding of relative, possessive and personal pronouns. This differentiated questions can be used in conjunction with the included support sheet or without (should you choose to challenge more able students). This worksheet can be used in conjunction with the following free PowerPoint: #stressfreeteaching dreamscheme Creative Commons "Sharealike" Select overall rating (no rating) Your rating is required to reflect your happiness. Write a review Update existing review It's good to leave some feedback. Something went wrong, please try again later. So useful, thank you! Empty reply does not make any sense for the end user. Thank you! This is just what I need. I especially like the support sheet where the types of pronoun were classified. I wish it had reflexive pronouns too. Thanks again. Empty reply does not make any sense for the end user. Report this resource to let us know if it violates our terms and conditions. Our customer service team will review your report and will be in touch. It's Grammar Time: Relative Pronouns (Who, Whom, Whose) It's Grammar Time: Relative Pronouns (Who, Whom, Whose) The job of a relative pronoun is to connect the noun to other parts of the sentence. Use this resource with your students to give them practice choosing the best relative pronoun to complete a sentence. 3rd grade Reading & Writing School subject: English as a Second Language (ESL) (1061958) Main content: Relative Pronouns (2026457) Practice relative pronouns: Whose, whom, which, that, who, where, why Fill grade 4, grade 5, and grade 6 children in on a key aspect of pronouns with our printable relative pronouns worksheets! The purpose of a relative pronoun is to introduce a dependent clause and to connect it to the independent clause. The exercises include completing a sentence using correct relative pronouns, combining two sentences with suitable relative pronouns, identifying relative pronouns in a sentence, and more. An engaging, transportive learning experience awaits you in our free relative pronouns worksheet with answers! Completing Sentences Using Relative Pronouns This worksheet on relative pronouns is a loving ode to the unique learning cachet of pronouns! Children in 4th grade complete each sentence with suitable relative pronouns like "who", "that", and "whose". Choosing Relative Pronouns to Complete Sentences Deciding if a sentence will do well with "that" or "which" is easier said than done! Pick from the relative pronouns given and complete the sentences correctly. Watch how relative pronouns grow on you! Combining Clauses Using Suitable Relative Pronouns Join the elite league that boasts mastery of relative pronouns with this relative pronoun exercise pdf! Two clauses are given - a dependent clause and an independent clause. Combine the clauses using correct relative pronouns. Fill in the Blanks with Relative Pronouns Deep-diving into the intricacies of relative pronouns feels like heaven! Choose an apt relative pronoun from the word box and complete each sentence. Don't worry if you use a relative pronoun more than once. Identifying Relative Pronouns and Relative Clauses Help 5th grade and 6th grade students to demystify the defining and non-defining clauses! While the former are not set off with commas, the latter are. Scout out the relative pronoun and clause; write it the clause is defining or non-defining. Need to explain Relative Pronouns (who, which, when, where, why) to your elementary ESL students? Do it with ease and fun using this PPT! No prep resource. Just point, click and teach! After reading the examples, students work out the rule and then practice it doing the exercises. The presentation is full of humor and helps the students learn with fun. What is inside?

Name: \_\_\_\_\_ Date: \_\_\_\_\_

## Relative pronouns

1. Match the two columns using who/ which/ when/ and where:
- |                                           |                                  |
|-------------------------------------------|----------------------------------|
| 1) Elvis Presley was the singer _____     | a. we'll have the surprise party |
| 2) The desert has got plants _____        | b. song Jailhouse Rock.          |
| 3) July 20 <sup>th</sup> is the day _____ | c. works for Channel 29.         |
| 4) Wendy is a reporter _____              | d. people speak English.         |
| 5) Australia is a country _____           | e. you don't see anywhere else.  |
2. Combine the sentences with "who", "which", "where" and "when":
- a) This is the actor. He stars in the new film.  
 \_\_\_\_\_
- b) I've got a friend. She can fix your bike.  
 \_\_\_\_\_
- c) This is the market. You can buy fruit here.  
 \_\_\_\_\_
- d) Where is the poster? It was hanging on the wall.  
 \_\_\_\_\_
- e) It was a difficult day. It was the day I broke my leg.  
 \_\_\_\_\_

Check out this step-by-step guide: How to Become a Successful TES Author: Step-by-Step Guide Tes paid licence How can I reuse this? Select overall rating (no rating) Your rating is required to reflect your happiness. Write a review Update existing review It's good to leave some feedback. Something went wrong, please try again later. This resource hasn't been reviewed yet To ensure quality for our reviews, only customers who have purchased this resource can review it Report this resource to let us know if it violates our terms and conditions. Our customer service team will review your report and will be in touch. Last updated 20 January 2015 This English resource was created for KS2 students. They must read the sentences and choose the correct relative pronoun in brackets. There are 12 sentences to complete. Creative Commons "Sharealike" Select overall rating (no rating) Your rating is required to reflect your happiness. Write a review Update existing review It's good to leave some feedback. Something went wrong, please try again later. Empty reply does not make any sense for the end user. Empty reply does not make any sense for the end user. Empty reply does not make any sense for the end user. Report this resource to let us know if it violates our terms and conditions. Our customer service team will review your report and will be in touch. Last updated 26 September 2019 This worksheet will help pupils to identify pronouns within sentences as well as developing their understanding of relative, possessive and personal pronouns.

### Relative Pronouns Name: \_\_\_\_\_

Fill in the blanks with the correct relative pronouns.

1. Ich sehe den Mann, mit ..... ich Tennis spiele.
2. Wir besuchen den Mann, ..... sehr fit ist.
3. Das Kind, ..... sehr intelligent ist, hat einen Preis gewonnen.
4. Ich sehe meine Freundin, ..... ich helfen soll.
5. Helga arbeitet mit der Frau, ..... ich heiraten werde.
6. Ich gehe mit dem Mann ins Kino, ..... mein Freund kennt.
7. Sie ist die Studentin, mit ..... ich nach Kanada reisen werde.
8. Wo ist der Arzt, auf ..... ich warten muss?
9. Der Mann, ..... keine Erfahrung hat, wandert den Berg.
10. Dort ist der Mann, für ..... ich arbeite.
11. Die Lehrerin, ..... sehr jung ist, arbeitet sehr viel.
12. Mein Bruder, ..... viel alleine wandert, hat sein Bein gebrochen!
13. Die Blumen, ..... ich gefunden habe, sind rot.
14. Sind da die Leute, ..... ein Haus zu mieten suchen?
15. Wo ist die Strasse, ..... nach Berlin führt?
16. Ich suche einen Mann, ..... mich wirklich liebt!
17. Helge will einen Wanderweg, ..... sehr schwer ist.





Check out this step-by-step guide: How to Become a Successful TES Author: Step-by-Step GuideTes paid licenceHow can I reuse this?Select overall rating(no rating)Your rating is required to reflect your happiness.Write a reviewUpdate existing reviewIt's good to leave some feedback.Something went wrong, please try again later.This resource hasn't been reviewed yetTo ensure quality for our reviews, only customers who have purchased this resource can review itReport this resource to let us know if it violates our terms and conditions. Our customer service team will review your report and will be in touch. Last updated 20 January 2015This English resource was created for KS2 students. They must read the sentences and choose the correct relative pronoun in brackets. There are 12 sentences to complete.Creative Commons "Sharealike"Select overall rating(no rating)Your rating is required to reflect your happiness.Write a reviewUpdate existing reviewIt's good to leave some feedback.Something went wrong, please try again later.Empty reply does not make any sense for the end userEmpty reply does not make any sense for the end userEmpty reply does not make any sense for the end userexcellent thank you Empty reply does not make any sense for the end userThanks for sharing.Empty reply does not make any sense for the end userReport this resource to let us know if it violates our terms and conditions.

Our customer service team will review your report and will be in touch. Last updated 26 September 2019This worksheet will help pupils to identify pronouns within sentences as well as developing their understanding of relative, possessive and personal pronouns. These differentiated questions can be used in conjunction with the included support sheet or without (should you choose to challenge more able students). This worksheet can be used in conjunction with the following free PowerPoint: #stressfreeteaching dreamscheme Creative Commons "Sharealike"Select overall rating(no rating)Your rating is required to reflect your happiness.Write a reviewUpdate existing reviewIt's good to leave some feedback.Something went wrong, please try again later.So useful, thank you!Empty reply does not make any sense for the end userThank you! This is just what I need. I especially like the support sheet where the types of pronoun were classified. I wish it had reflexive pronouns too. Thanks again.Empty reply does not make any sense for the end userReport this resource to let us know if it violates our terms and conditions. Our customer service team will review your report and will be in touch. It's Grammar Time: Relative Pronouns (Who, Whom, Whose)It's Grammar Time: Relative Pronouns (Who, Whom, Whose)The job of a relative pronoun is to connect the noun to other parts of the sentence. Use this resource with your students to give them practice choosing the best relative pronoun to complete a sentence.3rd gradeReading & Writing School subject: English as a Second Language (ESL) (1061958) Main content: Relative Pronouns (2026457) Practice relative pronouns: Whose, whom, which, that, who, where, why Other contents: Whose, whom, which, that, who, where, why Fill grade 4, grade 5, and grade 6 children in on a key aspect of pronouns with our printable relative pronouns worksheets! The purpose of a relative pronoun is to introduce a dependent clause and to connect it to the independent clause. The exercises include completing a sentence using correct relative pronouns, combining two sentences with suitable relative pronouns, identifying relative pronouns in a sentence, and more. An engrossing, transportive learning experience awaits you in our free relative pronouns worksheet with answers! Completing Sentences Using Relative Pronouns This worksheet on relative pronouns is a loving ode to the unique learning cachet of pronouns! Children in 4th grade complete each sentence with suitable relative pronouns like "who", "that", and "whose". Choosing Relative Pronouns to Complete Sentences Deciding if a sentence will do well with "that" or "which" is easier said than done! Pick from the relative pronouns given and complete the sentences correctly. Watch how relative pronouns grow on you! Combining Clauses Using Suitable Relative Pronouns Join the elite league that boasts mastery of relative pronouns with this relative pronoun exercise pdf! Two clauses are given - a dependent clause and an independent clause. Combine the clauses using correct relative pronouns. Fill in the Blanks with Relative Pronouns Deep-diving into the intricacies of relative pronouns feels like heaven! Choose an apt relative pronoun from the word box and complete each sentence. Don't worry if you use a relative pronoun more than once. Identifying Relative Pronouns and Relative Clauses Help 5th grade and 6th grade students to demystify the defining and non-defining clauses! While the former are not set off with commas, the latter are. Scout out the relative pronoun and clause; write if the clause is defining or non-defining. Need to explain Relative Pronouns (who, which, when, where, why) to your elementary ESL students? Do it with ease and fun using this PPT! No prep resource. Just point, click and teach! After reading the examples, students work out the rule and then practice it doing the exercises. The presentation is full of humor and helps the students learn with fun. What is inside? ✓ Slides for explaining the rule ✓ Slides with exercises ★ There are 5 slides in total. The answer keys are included.

All rules and explanations are in English. ★ This PPT is fully editable. Who is this presentation for? The presentation is designed for ESL/EFL/EFL teachers, who work with elementary or pre-intermediate students. This PPT also works well with adult ESL learners.

How do such presentations work? • Students look at the examples, read them, comment upon the form | the structure and work out the rule themselves. • The teacher clicks and the rule appears. Students compare their guesses with actual rule. • Then comes the time for practice. In exercises students have to fill in the missing words using the prompts \ make up dialogs using the pictures. You may also like other PPTs: Future Simple Conditionals (types 0&1) Conditionals (types 2&3) Adjectives: degrees of comparison Modal Verbs Passive Voice Check out my store my store for more interactive ESL/EFL/EFL resources and beyond! Thanks for stopping by! Please consider leaving a review to let me know how I'm doing. Happy teaching! Select overall rating(no rating)Your rating is required to reflect your happiness.Write a reviewUpdate existing reviewIt's good to leave some feedback.Something went wrong, please try again later.This resource hasn't been reviewed yetTo ensure quality for our reviews, only customers who have purchased this resource can review it