

CHASER-M6/120P

360-380W

MONO 9BB HALF-CUT BIFACIAL
DOUBLE GLASS MODULE

Bi-Chaser

SK8610MDGDC

30

30-year quality warranty with longer operational life

1500V

1500V high system voltage design



Fire class A, harsh environment adaptability

Consist of double-glass, with special design cells,
Outstanding anti-PID performance.



30 -year power warranty

Bifacial module ensures 30-year outdoor operation, longer than the
conventional type of normally 25 years.



Elegant appearance & high performance

The bifacial module is of high light transmittance to ensure good
performance, an advanced solution that enables more energy generation,
light capturing and elegant appearance.



1500V system voltage

Maximum 1500V DC system voltage , excellent insulation performance
and lower total system cost.

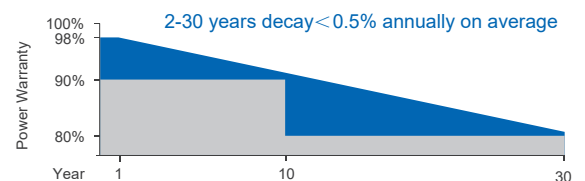
LINEAR PERFORMANCE WARRANTY

12
years

Product warranty on materials and workmanship

30
years

Linear power output warranty



CERTIFICATES

ISO 9001: 2015
Quality Management System

IEC 61215 / IEC 61730

ISO 14001: 2015
Environmental Management System

OHSAS 18001: 2007
Occupational Health &
Safety Managemnet System

*Certification requirements vary in different markets, please consult with Akcome
Optronics sales team for appropriate certification.

ELECTRICAL PARAMETERS @ STC

Max. Power Output Pmax (W)	360 Front	255 Back	365 Front	259 Back	370 Front	262 Back	375 Front	266 Back	380 Front	269 Back
Power Tolerance	0~+3%		0~+3%		0~+3%		0~+3%		0~+3%	
Max. Power Voltage Vmp (V)	33.90	34.30	34.18	34.58	34.46	34.86	34.73	35.13	35.00	35.40
Max. Power Current Imp (A)	10.62	7.44	10.68	7.48	10.74	7.52	10.80	7.56	10.86	7.61
Open Circuit Voltage Voc (V)	40.70	38.78	41.00	39.08	41.30	39.38	41.60	39.68	41.90	39.98
Short Circuit Current Isc (A)	11.16	7.83	11.22	7.87	11.28	7.91	11.34	7.95	11.40	8.00
Module Efficiency (%)	19.8	14.0	20.0	14.2	20.3	14.4	20.6	14.6	20.9	14.8

*STC (Standard Test Condition): Irradiance 1000W/m², Cell Temperature 25°C, Air Mass 1.5
*Measurement Tolerance (±3.0%)

Inegrated Power @ STC (Reference to 360W front)

Power Gains	5%	10%	15%	20%	25%
Max. Power Output Pmax (W)	379	397	414	432	450
Max. Power Voltage Vmp (V)	34.00	34.00	33.90	33.90	33.90
Max. Power Current Imp (A)	11.15	11.68	12.21	12.74	13.28
Open Circuit Voltage Voc (V)	40.70	40.70	40.80	40.80	40.80
Short Circuit Current Isc (A)	11.72	12.28	12.83	13.39	13.95

TEMPERATURE COEFFICIENTS

Temperature Coefficients of Pmp	-0.35%/ °C
Temperature Coefficients of Voc	-0.29%/ °C
Temperature Coefficients of Isc	+0.048%/ °C

MECHANICAL PARAMETERS

Cell Type	Mono 166x83mm
Number of Cells	120pcs(6x20)
Dimensions (L*W*H)	1755x1038x30mm
Weight	22.8kg
Frame	Anodised Aluminum
Junction Box	IP67, 3 bypass diodes
Cable, Length	4.0mm ² , 300mm

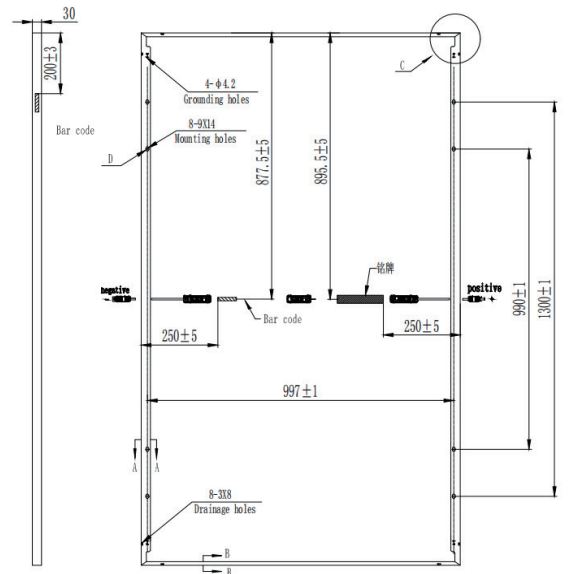
OPERATING CONDITION

Maximum System Voltage(V)	1500(DC)
Operating Temperature(°C)	-40~+85
Max. Wind Load / Snow Load(pa)	2400/5400
Max. Over Current(A)	20
Application Class	Class A
Fire Rating	Class A
NOCT(°C)	45±2

PACKAGE INFORMATION

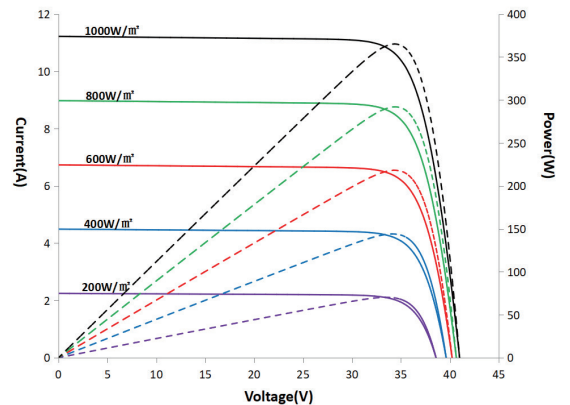
Container 40'HQ	910pcs
Quantity / Pallet	CTNR: 35pcs

ASSEMBLY DRAWING (Unit:mm)



I-V CURVES

Test temperature 25°C



Irradiance: AM1.5, 1000W/m²

